




**COMMUNITY PLAN UPDATE – 2008  
and  
SINGLE OUTCOME AGREEMENT  
2008-2011**



The Aberdeen City  
Alliance



## **Contents**

	page no
<b>1. Introduction.</b>	<b>3</b>
<b>2. The Challenges facing our City.</b>	<b>5</b>
<b>3. Our Vision, overarching themes.</b>	<b>8</b>
<b>4. What we want to achieve – strategic priorities.</b>	<b>10</b>
<b>5. How we will work together to deliver the Community Plan.</b>	<b>13</b>
<b>6. How we will measure and report our performance.</b>	<b>15</b>

<b>Single Outcome Agreement</b>	<b>27</b>
---------------------------------	-----------

## **Appendices**

1. NE Priorities	17
2. Scottish Government Priorities	19
3. Community Planning priorities	20
4. Key Plans	21

## 1 Introduction

Our first Community Plan was published in November 2001 – *aberdeen futures*, a Social, Economic and Environmental design for our City (see [www.communityplanningaberdeen.org.uk](http://www.communityplanningaberdeen.org.uk)). Every year progress has been reported by the publication of an Annual Report.

Community Planning was given a legislative base by The Local Government in Scotland Act (2003). The Act placed a Duty of Community Planning on Local Councils, the NHS, Police Services, Fire and Rescue Services and Scottish Enterprise. Secondary legislation in 2006 also placed the Duty on regional Transport Authorities. The Act also established The Power to Advance Wellbeing and introduced a regime of Best Value, all designed to support the development of Community Planning and strengthen the Council's role to facilitate and support Community Planning.

The two main aims of Community Planning can be described as

- making sure people and communities are genuinely engaged in the decisions made on public services which affect them; allied to
- a commitment from organisations to work together, not apart, in providing better public services.

(Local Government in Scotland Act (2003) Guidance note)

In Aberdeen, we continue to base Community Planning on a simple idea: If all the organisations in Aberdeen that can make a difference

- listen to what local people want for their City  
*and*
- agree on the priorities (to address the City's needs)  
*and*
- agree to tackle them together  
*then*
- real and lasting improvements will be achieved for the City and for the people who live here.

(amended from *aberdeen futures*, a Social, Economic and Environmental Design for our City-published 2001).

Our new Plan will provide the strategic direction for Aberdeen City for the next 5 years. The City's priorities contribute to the regional (NE) priorities determined by The North East Joint Public Sector Group in 2005 (appendix 1) and the Government's 5 national priorities (see appendix 2).

Our priorities have been determined by asking our Community Planning Challenge Forums which include the public, private, voluntary and community sectors to identify the key challenges facing the City. Once agreed by election at a conference in December 2007, the ten receiving the most votes were then subject to another vote by Neighbourhood Networks across the City to give them an order (see appendix 3).

## Why update our Plan?

We decided to update our Community Plan in 2008 to respond to the changes taking place in our City and our public services; also to respond to the new agenda from the Scottish Government.

Ongoing **change and improvement to public services** to provide efficient, effective and joined up services which respond to community and individual need remains one of the biggest challenges we face. It is acknowledged that our ability to address inequalities and poverty, whilst managing our environment and growing our economy needs us all to work together to maximise the benefits our resources (together) can achieve.

New national policies addressing the challenges we face in **social inclusion** (Closing the Opportunity Gap), our **economy** (the Government economic strategy) and our **environment** (Choosing Our Future – Scotland's Sustainable Development Strategy and Changing Our Ways – Scotland's Climate Change Programme) have all shaped the need to update our Plan.

Health Improvement (Better Health, Better Care) - addressing our health inequalities is also a key national and local driver.

Audit Scotland's report Community Planning in Scotland, An Initial Review (2006) advised that **Community Planning Partnerships should concentrate on a smaller number of strategic priorities** where most benefit can be gained by working together.

Engaging with local people is also vital to ensure that the plans we develop locally meet the stated need of communities and individuals. **National Standards for Community Engagement** have been introduced to ensure that involvement in all aspects of local planning is encouraged.

The introduction of the **Single Outcome Agreement** with Councils in 2008, heralds a change in the way Councils work with National Government to identify the outcomes they want to achieve for their areas and how they will use their resources to deliver these outcomes; giving more local flexibility. From 2010, it is anticipated that Community Planning Partnerships will become responsible for Single Outcome Agreements, thus consolidating the role of Partnerships and partnership working.

## What happened to the last Plan?

In 2006 we reviewed the last Plan (see [www.communityplanningaberdeen.org.uk](http://www.communityplanningaberdeen.org.uk)). We determined that a significant number of the actions identified in the Plan had been completed. The actions still to be completed have now been included in local strategies and plans and will continue to be addressed.

## 2. The Challenges facing our City

There are many challenges facing our City – how to grow our **economy**, how to protect our **environment**, how to regenerate our City, how to address **inequalities**, how to improve the health of our citizens – how to improve the quality of life for everyone who lives and works in our City.

One of the main challenges is how to address our changing demography. The following table illustrates how our population is ageing. It also shows the fall in the number of children in our City which we need to support our older population longterm.

Population Estimates and Forecasts, 1991-2031

Age Group	1991	2001	2006	2011	2021	2031
0-4	12,482	10,239	9,956	10,261	10,834	9,113
5-11	16,399	15,382	13,816	13,142	13,514	13,442
12-15	8,628	9,069	8,883	7,716	7,367	7,641
16-29	54,396	47,929	45,397	49,066	42,356	39,405
30-44	46,448	48,785	45,201	43,686	46,522	43,889
45-64	44,399	48,064	51,343	54,956	53,640	49,594
65-74	17,532	17,706	16,936	16,633	21,403	23,278
75+	13,836	14,736	15,348	16,540	18,364	23,637
All Ages	214,120	211,910	206,880	212,000	214,000	210,000

Sources: Aberdeen City Council and Aberdeenshire Council, General Register Office for Scotland

Population Change, 1991-2031

Age Group	1991-2006		2006-2031		1991-2031	
	No.	%	No.	%	No.	%
0-4	-2,526	-20.2%	-843	-8.5%	-3,369	-27.0%
5-11	-2,583	-15.8%	-374	-2.7%	-2,957	-18.0%
12-15	+255	+3.0%	-1,242	-14.0%	-987	-11.4%
16-29	-8,999	-16.5%	-5,992	-13.2%	-14,991	-27.6%
30-44	-1,247	-2.7%	-1,312	-2.9%	-2,559	-5.5%
45-64	+6,944	+15.6%	-1,749	-3.4%	+5,195	+11.7%
65-74	-596	-3.4%	+6,342	+37.4%	+5,746	+32.8%
75+	+1,512	+10.9%	+8,289	+54.0%	+9,801	+70.8%
All Ages	-7,240	-3.4%	+3,120	+1.5%	-4,120	-1.9%

Sources: Aberdeen City Council and Aberdeenshire Council, General Register Office for Scotland

In 2001, we pledged to ‘move Aberdeen towards becoming a City where there is a fairer distribution of wealth and advantage’. This is still our aim.

In 2004, the Scottish Index of Multiple Deprivation identified the areas in Scotland that fell into the category of the most deprived in Scotland. In 2004 Aberdeen had 18 datazones in the most deprived 15%, in 2006 Aberdeen had

27 datazones in the most deprived 15%. Addressing this growing trend is a big challenge for everyone.

#### Scottish Index of Multiple Deprivation

Domain	No. of datazones in most deprived 15% in Scotland	
	2004	2006
Health	39	43
Employment	9	27
Education	33	28
All Domains	18	27

Growing and diversifying our **economy**, so we have less reliance on the oil and gas industries is vital to maintain and improve quality of life.

Aberdeen City and Shire Economic Forum's manifesto prioritises the following:-

- Deliver a fully integrated transport network.
- Maximise our intellectual capital – people and expertise.
- Deliver city centre redevelopment.
- Internationalise the oil and gas industry.
- Attract and develop skilled people.
- Improve the efficiency of planning decision making.
- Aberdeen City and Shire as the location of choice for company headquarters.

The development of affordable housing to let or buy to support independent living throughout life is vital as the City requires to build up it's workforce rapidly to respond to the economic opportunities planned for the next 15 years. The public sector, in particular, is experiencing difficulty in recruiting within the City and to the City.

Enhancing and protecting our unique **environment** whilst tackling Climate Change is also vital. Aberdeen City Council became a signatory of the Aalborg commitments in 2004. The Aalborg commitments are a set of actions that will ensure the delivery of Sustainable Development at Local Authority level. We are committed to adopting and facilitating the prudent and efficient use of resources and to encouraging sustainable consumption and production.

The Aalborg commitments therefore work, throughout our community, to:

- Avoid and reduce waste, and increase re-use and recycling.
- Manage and treat waste in accordance with best practice standards.
- Avoid unnecessary energy consumption, and improve end-use energy efficiency.
- Undertake sustainable procurement.

- Actively promote sustainable production and consumption, in particular of eco-labelled, organic, ethical and fairtrade products.

These challenges cannot be tackled in isolation, nor by any single organisation – working together and making our resources work together to address an agreed set of priorities continues to be the agreed way we will deliver change.

### 3. Our Vision

The **vision** we developed for the Community Plan (2001) is still relevant today.

#### **Aberdeen – Our vision**

##### **We value our people**

People who live and work in Aberdeen will

- be well informed and actively supported to achieve their full potential
- acknowledge, and act on, their shared responsibility to shape the City's future
- support and celebrate cultural diversity, and share a commitment to social justice
- have access to services of a high quality that meet their needs.

##### **We value our City**

Aberdeen will be

- an attractive, clean, healthy and safe place to live and work
- a City that is welcoming to business and values its business community
- a City with a strong, vibrant local democracy and a sense of civic pride
- a forward looking City which values its heritage and its internationally recognised institutions and services

##### **We value our identity**

Aberdeen will

- present a strong, positive image of itself both nationally and internationally
- be recognised as confident, ambitious, creative and compassionate
- be a City which is leading the way in tackling all forms of disadvantage and unfair discrimination
- be a City that promotes high expectations and meets those through the genuine involvement of its people

Underpinning the development and implementation of the Community Plan is our aim to ensure **sustainability** and **social inclusion**. This means that Community Planning partners will work with the people of Aberdeen to make sure that everyone, both now and in the future, can share a better quality of life. This is dependent on breaking down the barriers by tackling inequality, discrimination and exclusion and by promoting social justice and inclusion to ensure that individuals and communities achieve their full potential. We must also protect the environment, use our resources wisely, and maintain high and stable economic growth and employment.

(amended from *aberdeen futures*, a Social, Economic and Environmental Design for our City-published 2001).

Since 2001 we have made significant progress on **Equalities and Human Rights**.

Public authorities now have three statutory equality duties: The

- Race Equality Duty (RED)
- Disability Equality Duty (DED) and the
- Gender Equality Duty (GED).

All three duties need a common approach and public bodies need to work positively together to promote equality and to get rid of discrimination in everything they do. These duties also apply to services and functions that are contracted out.

We are also making progress with the three other equality strands – age, sexual orientation and religion/belief. Similar to the Equality and Human Rights Commission (EHRC) we are bringing together the six different equality/community of interest strands and our work in this area will be shaped by forthcoming legislation.

We have also agreed a **Community Engagement** Strategy. This means that partners are committed to supporting community engagement and involvement in the determination of public service provision in the City.

#### 4. What we want to achieve – strategic priorities.

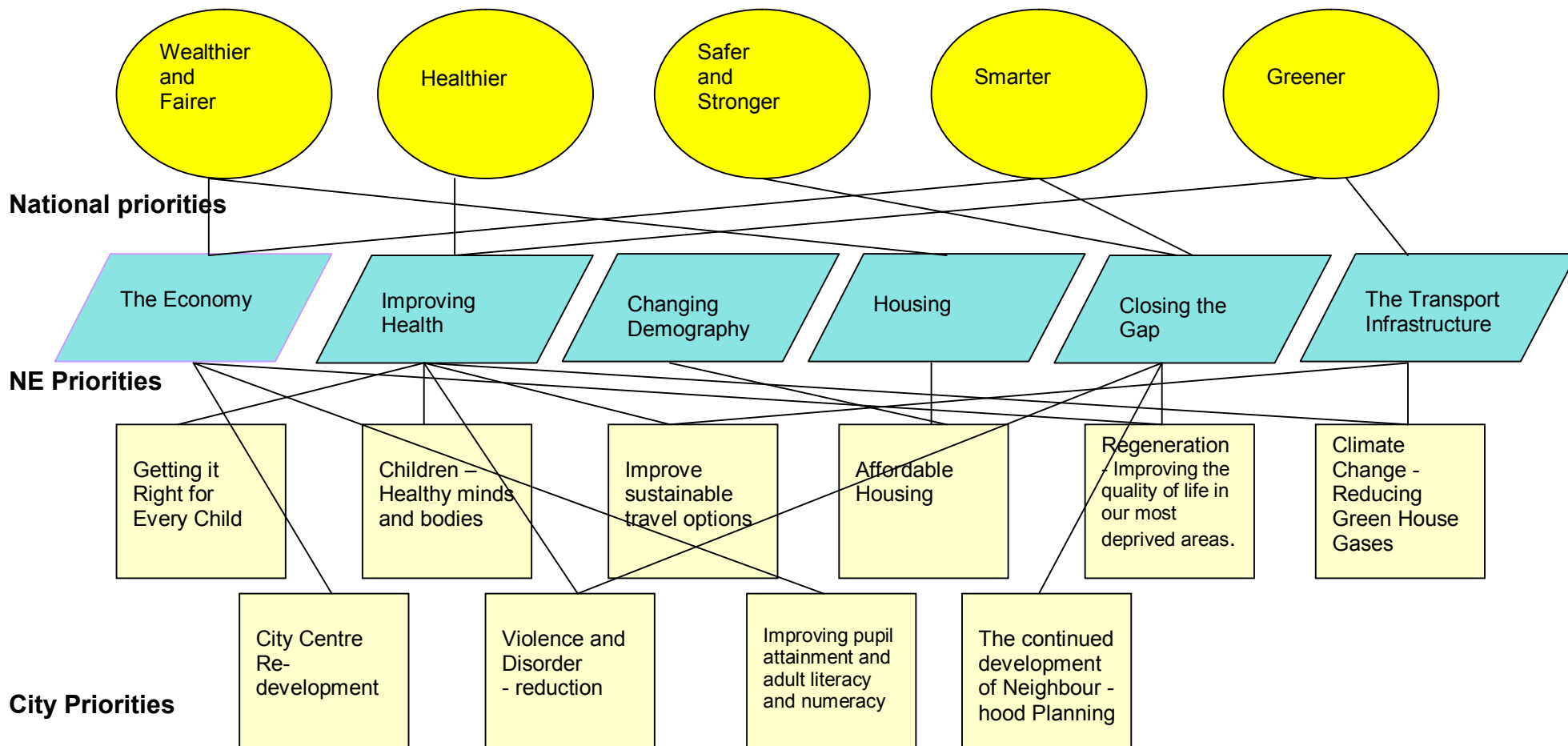
Between 2008 – 2010 the Single Outcome Agreement will be between National Government and the Council – moving to the Community Planning Partnership in 2010. However from 2008, the strategic priorities identified in the Community Plan will form the basis of our Single Outcome Agreement.

The strategic priorities have been refined from an initial list of 38, identified by our Challenge Forums. A Community Planning conference in December 2007 voted to place these in order of priority. The 10 receiving the most votes were then further refined by Neighbourhood Networks (or equivalent), so the 10 priorities (below) are the strategic priorities for the City. This means that we will focus our partnership work to address these issues, in particular, whilst continuing to provide high quality services and plan for the future of the City.

<b>CHALLENGE FORUM</b>	<b>PRIORITY</b>
Children and Young People's Strategic Planning Group	Getting it Right for Every Child.
Safety	Violence and Disorder - Reducing antisocial behaviour, violence, domestic abuse, racist incidents and drug/alcohol related.
Homes	Affordable Housing - Increasing the levels of affordable housing in new housing developments.
Health and Social Care	Children – Healthy minds and bodies.
Homes	Regeneration - Improving the quality of life in our most deprived areas.
Transport and Connections	Transport and Connections - improve sustainable travel options.
Lifelong Learning	Making improvements to pupil attainment and adult literacy and numeracy through family learning and promoting lifelong learning.
Locality Planning	The continued development of Neighbourhood Planning to deliver quality of life improvements at the local level.
Environment	Climate Change - Reducing Green House Gases.
Prosperity and Jobs	City Centre Re-development.

The following table illustrates how the national, regional and City priorities fit together.

# National, Regional and City priorities



As we move toward the Community Planning Partnership taking responsibility for the Single Outcome Agreement, the relationship between the Community Plan and the Single Outcome Agreement is intrinsically linked until ultimately they become one document.

The Single Outcome Agreement can be seen at [www.communityplanningaberdeen.org.uk](http://www.communityplanningaberdeen.org.uk) and should be viewed along side this Plan.

## 5. How we will work together to deliver the Community Plan

We have been developing our framework of Challenge Forums and partnerships since 2002.

The relevant Challenge Forums or partnership group will be given the responsibility of leading on the delivery of local outcomes. The table below indicates the lead partnership for the delivery of each outcome.

<b>CHALLENGE FORUM/PARTNERSHIP</b>	<b>PRIORITY</b>
Children and Young Peoples Strategic Planning Group	Getting it Right for Every Child.
Community Safety Partnership	Violence and Disorder - Reducing antisocial behaviour, violence, domestic abuse, racist incidents and drug/alcohol related.
Local Housing Strategy Group	Affordable Housing - Increasing the levels of affordable housing in new housing developments.
Community Health Partnership	Children – Healthy minds and bodies.
Regeneration Project Board (currently under review)	Regeneration - Improving the quality of life in our most deprived areas.
NESTRANS North East Scotland Regional Transport Authority	Transport and Connections - improve sustainable travel options.
Lifelong Learning Forum	Making improvements to pupil attainment and adult literacy and numeracy through family learning and promoting lifelong learning.
Locality Planning Forum	The continued development of Neighbourhood Planning to deliver quality of life improvements at the local level.
Environmental Forum	Climate Change - Reducing Green House Gases.
Regional Economic Advisory Board	City Centre Re-development.

Each lead partnership or Forum will be required to demonstrate what action will be taken to deliver on the outcome and be responsible for monitoring performance on a regular basis and reporting to The Aberdeen City Alliance via the Single Outcome Agreement.

The Aberdeen City Alliance is currently assessing what arrangements need to be put into place, so the Partnership is best placed to deliver the Community Plan and the Single Outcome Agreement when it comes to Community Planning Partnerships in 2010. An options appraisal will be considered in 2008. This will in turn lead to an assessment of the structure of Challenge Forums and partnerships which operate on behalf of The Aberdeen City Alliance and improvements to our structure may be proposed as a result.

The arrangements at a neighbourhood level where Neighbourhood Networks have been developed to drive Neighbourhood Community Planning and delivery Neighbourhood Community Action Plans will remain the same for the near future.

## 6. How we will measure and report our performance

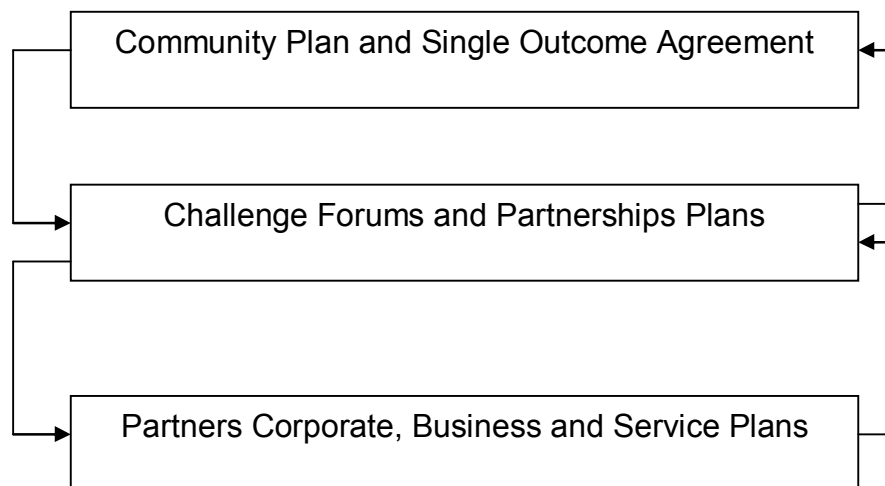
A rigorous Performance Management framework will be developed to monitor the progress towards achieving our Local Outcomes.

As all the Strategic Priorities in this Plan are also in the Single Outcome Agreement, we will report on the Single Outcome Agreement and Community Plan together to the public every year via our website

[www.communityplanningaberdeen.org.uk](http://www.communityplanningaberdeen.org.uk)

Regular performance updates will be available to The Aberdeen City Alliance every two months (6 meetings per year). The Executive Group of The Aberdeen City Alliance will be available in between meetings for exceptional reporting to advise on the removal of barriers to progress.

The individual actions required to be taken by each relevant partner to deliver the Community Plan and the Single Outcome Agreement can be found in each partners Corporate Plan or Business and Service Plan which will be monitored and managed by the partner organisation.



A Risk Register will also be developed and updated annually. This will also be available to the public via our website (see above for our web address).

All minutes of meetings, current documents (strategies and plans – national and local) which relate to the City can be found on our website, along with links to all our partners' websites and other websites of interest.

[www.communityplanningaberdeen.org.uk](http://www.communityplanningaberdeen.org.uk)

## **Appendices**

1. NE Strategic Priorities
2. Scottish Government National Priorities
3. Community Planning Priorities
4. Key Strategies Plans

## Appendix 1



### A) Priorities for the North East.

#### 1. The Economy

The clear number 1 priority was the economy, which is acknowledged as the key driver for the North East. Economic stability is vital. The two greatest areas for attention are the diversification of the economy away from the heavy reliance on the oil and gas industry, and the retention of skilled staff who may tend to leave the area if, for example, the workforce at RAF bases in Moray continue to reduce. Addressing these issues will require a combination of: -

- Investment to attract new business and supporting Indigenous business to grow.
- Skills training.
- Sustainable inward migration, given the predicted population decline.
- Creation of an environment in which people want to live and work.

#### 2. The Transport Infrastructure

Identified as being essential to the economy from both a commercial perspective and as part of the "well being" agenda making it easy to move around the area. The need for an integrated transport structure linking the North East of Scotland to the rest of the UK and beyond was considered to be vital to the economy, with the Western Peripheral Route and improved road and rail links between Aberdeen, the North East and the rest of Scotland seen as the key strategic issues.

#### 3. Changing Demographics

Already included in the section on the economy, but identified by a significant number of people as being an issue of great importance to the future of the area. Overall, declining and ageing populations will result in the need for inward migration strategies and the tailoring of housing, health and transportation policies to take account of the changing requirements.

#### 4. Housing

A need for a regional housing strategy was expressed so that planning gain could be maximised. It is likely that opportunities for housing to the North of the City will shortly be opened up and it was felt that work should be started now to prepare for that development. An adequate supply of appropriate housing including affordable housing was also, seen as a priority to retain people within the North East, as was the need to look towards Inverness, the fastest growing City in Europe, with a view to the possibility of similar "dormitory" arrangements to those fulfilled by Aberdeenshire for Aberdeen.

## **5. "Closing the Gap"**

Targeting areas of deprivation was also seen as a priority to 'close the gap' in the area between rich and poor, but also to make it more attractive generally to help encourage people to move here and retain people who are already here addressing population loss and skills shortages.

Because of the relatively small numbers of people involved, the dispersed nature of the population and weighing of factors, the current Scottish Index of Multiple Deprivation fails to identify many pockets of deprivation in rural areas. It will also be essential to continue to focus on Community Safety issues in those areas identified by intelligence as being most in need, recognising that relatively minor incidents or isolated more serious issues can often have a disproportionate effect on the well being of people in communities."

## **6. Improving Health**

Improving health was also seen as a major factor which could ultimately encourage people to move to or remain in the North East. Whilst making genuine improvements to the health of the population is clearly essential, there is clearly scope to market the area as a healthy and attractive location, thereby making best use of its natural assets.

## Appendix 2

### Scottish Government Priorities 2007

- **Wealthier and fairer** - enable businesses and people to increase their wealth and more people to share fairly in that wealth;
- **Healthier** - help people to sustain and improve their health, especially in disadvantaged communities, ensuring better, local and faster access to health care;
- **Safer and stronger** - help local communities to flourish, becoming stronger, safer place to live, offering improved opportunities and a better quality of life;
- **Smarter** - expand opportunities for Scots to succeed from nurture through to life long learning ensuring higher and more widely shared achievements; and
- **Greener** - improve Scotland's natural and built environment and the sustainable use and enjoyment of it.

## Appendix 3

### Community Planning Priorities

<b>CHALLENGE FORUM/PARTNERSHIP</b>	<b>PRIORITY</b>
Children and Young Peoples Strategic Planning Group	Getting it Right for Every Child.
Community Safety Partnership	Violence and Disorder - Reducing antisocial behaviour, violence, domestic abuse, racist incidents and drug/alcohol related.
Local Housing Strategy Group	Affordable Housing - Increasing the levels of affordable housing in new housing developments.
Community Health Partnership	Children – Healthy minds and bodies.
Regeneration Project Board (currently under review)	Regeneration - Improving the quality of life in our most deprived areas.
NESTRANS North East Scotland Regional Transport Authority	Transport and Connections - improve sustainable travel options.
Lifelong Learning Forum	Making improvements to pupil attainment and adult literacy and numeracy through family learning and promoting lifelong learning.
Locality Planning Forum	The continued development of Neighbourhood Planning to deliver quality of life improvements at the local level.
Environmental Forum	Climate Change - Reducing Green House Gases.
Regional Economic Advisory Board	City Centre Re-development.

## **Appendix 4**

### **Key strategies and plans**

Joint Health Improvement Plan  
Anti Social Behaviour Strategy  
Local Housing Strategy  
Local Economic Manifesto  
Regional Transport Strategy  
Local Transport Strategy  
Aberdeen City and Shire Strategic Plan (Structure Plan)  
Green Spaces, Green Places (Local Plan)  
Culture Strategy  
Sport 21  
Community Learning and Development Strategy  
NE Waste Plan  
Aalborg Agreement  
Closing Our Gaps (Regeneration Strategy)  
Getting it Right for Every Child  
Race Equality Scheme  
Disability Equality Scheme  
Gender Equality Scheme  
Annual Integrated Communities of Interest Progress Report

37 Neighbourhood Community Action Plans

# Single Outcome Agreement

## The Aberdeen City Alliance - The Scottish Government

### Purpose of the Agreement

The Concordat agreed in November 2007 between the Scottish Government and local government sets out the terms of a new relationship based on delivering improved outcomes in partnership. It requires each local authority to prepare a Single Outcome Agreement (SOA) with the Scottish Government, based on the direction of policy expressed by the Government through a number of national outcomes that the public sector in Scotland will be expected to achieve.

Under this direction provided by the Scottish Government, the purpose of this Single Outcome Agreement is to identify priority outcomes for the people of Aberdeen and set out targets to maintain and improve those outcomes through specific commitments made by the Scottish Government and Aberdeen's Community Planning Partners.

### Scope of the Agreement

The Single Outcome Agreement covers the services provided by Aberdeen City's undernoted Community Planning partners:-

Aberdeen City Council;  
Grampian Fire & Rescue Service;  
Grampian Police;  
NHS Grampian;  
Scottish Enterprise Grampian;  
NESTRANS.

These services include those delivered by or with agencies, businesses, the Voluntary Sector and other partners.

The Agreement builds on the City's first Community Plan of 2001, which established priority outcomes for the City, following a City wide consultation exercise. The improved outcomes targeted through the first Community Plan have been mostly achieved and this agreement represents the next stage in delivering better services and better outcomes for the people of Aberdeen.

In December 2007 a Community Planning Conference was attended by all of the City's partners, including community representatives. Provisional City priorities were established at that conference which have subsequently been considered by forums in the City's Neighbourhoods – again with direct

community involvement. This Single Outcome Agreement has been prepared so as to focus improved outcomes across these provisional priorities. This is highlighted throughout the document. Both the draft Community Plan and this draft Single Outcome Agreement have been formally considered and approved by The Aberdeen City Alliance (Community Planning Partnership). The final Plan and Agreement are due to be agreed at the end of June 2008, following discussion with the Scottish Government.

## Governance

This draft Single Outcome Agreement is presented to the Scottish Government by Aberdeen's community planning partners and local governance of the Agreement falls to The Aberdeen City Alliance.

All partners in Aberdeen City are committed to delivering the draft Single Outcome Agreement and managing this in line with the principles of Best Value. This means having appropriate arrangements in place for performance management and planning.

**Corporate Governance and Scrutiny** - Most of the performance measures included within this draft Agreement are already embedded within the performance monitoring and reporting arrangements of the individual partners. These individual arrangements will continue. Where new measures are proposed, and agreed with the Scottish Government, the appropriate partner/s will ensure that these also become mainstreamed within their own performance management arrangements.

Aberdeen City Council's service delivery arrangements are organised into 37 Neighbourhoods within 3 Areas. Where appropriate, each of the outcome measures will be monitored and reported at an Area and Neighbourhood level.

**Joint Governance and Scrutiny** - Partners in Aberdeen have been participating in joint Challenge Forums since 2002. The relevant Challenge Forums or partnership group will be given the responsibility of leading on the delivery of local outcomes. Each lead partnership or Forum will report to The Aberdeen City Alliance on a 6 monthly basis demonstrating what action has and will be taken to deliver on each outcome, identifying risks which might impede delivery and reporting performance via the performance measures set out in the Single Outcome Agreement.

The Aberdeen City Alliance is currently reviewing what arrangements need to be put into place, to ensure the Partnership is best placed to deliver on the refreshed Community Plan and the Single Outcome Agreement. This will include an assessment of the structure of the Challenge Forums and partnerships which operate on behalf of The Aberdeen City Alliance and refinement to our structure may be proposed as a result.

## Ongoing Development of the SOA

It is recognised that this first Single Outcome Agreement has been prepared over a limited timeframe and at a time when the Community Plan has been subject to review. We believe that 2008/09 will be a year of progress in implementing the Agreement, but also a year where we learn from our experience in identifying our priority outcomes and measures and managing their achievement.

The City's provisional priorities have been identified with the involvement of all partner organisations and both City wide and local community representatives. The process to draft the Agreement has had the direct involvement of many partner organisations across the City and the document has been approved, as a draft, by The Aberdeen City Alliance. This engagement and direct involvement will continue throughout the year as we build on the Agreement and focus on its achievement.

Specifically, the next year will see further development to:-

Confirm future targets over a rolling 3 year basis;  
Confirm data collection arrangements for new measures;  
Apply systematic risk management for each of the targets;  
Disaggregate reporting where appropriate for communities of place and interest:-

<u>Place</u>	<u>Interest</u>
City	Gender
Area	Ethnicity
Neighbourhood	Disability

Throughout the year, should individual partners, challenge forums or The Aberdeen City Alliance itself believe that amendments are required to the Single Outcome Agreement, these will be fully considered by The Alliance and presented for the agreement of the Scottish Government.

## Performance Management

The delivery of the Agreement will be underpinned by the individual partner and joint performance management arrangements referred to above. For Aberdeen City Council, each performance measure within this Agreement, where its officers have a lead or partial influence, will be included within the appropriate Service, Team and Individual performance monitoring and reporting arrangements linked to planning at these levels. Ongoing management and supervisory meetings, as well as annual staff appraisals, focus on this performance reporting. The Council's Collaborative Leadership and Management System gives further details.

The Scottish Government, COSLA and SOLACE are yet to confirm what might happen if agreed outcomes are not delivered. It is recognised that

failure to meet targets would not necessarily be the result of poor performance.

### Public Reporting

Through the auspices of The Aberdeen City Alliance, Aberdeen's partners will engage with the Scottish Government in a mid-year discussion on progress towards the agreed outcomes.

An annual report will be produced by The Aberdeen City Alliance showing achievements against the measures as detailed in the Single Outcome Agreement. This report will be made publicly available and submitted to the Scottish Government. Details about the content and timing of this will be with the Scottish Government.

Partners will undertake their own public performance reporting and each one will determine how it wishes to present information pertaining to this Agreement within the context of their organisation and stakeholders.

### The Fairer Scotland Fund

The Scottish Government has created the new Fairer Scotland Fund (FSF) - Improving Lives, Regenerating Communities – aimed at tackling poverty and deprivation across Scotland. Aberdeen City has been allocated £2.118M in 2008/9, £2.481M in 2009/2010 and £2.843M in 2010/2011.

The Fairer Scotland Fund replaces five streams of funding that the City previously received; Community Regeneration Fund, Community Voices, More Choices More Chances, Working for Families and Changing Children's Services (Social Inclusion element).

To manage the transition and future disbursement of the FSF, The Aberdeen City Alliance has agreed

- to review all existing programmes to determine success or otherwise and whether projects and initiatives have potential to meet the outcomes for the FSF. It is intended to have this review completed by the end of June.
- that the existing governance and decision making arrangements for all the existing programmes be reviewed, so that a single administration, management and decision making process is established for the FSF by October 2008.
- to establish a Fairer Scotland Fund Board to manage the change process, chaired by the Chairperson of The Aberdeen City Alliance and including the following additional membership: -

3 Aberdeen City Councillors who are also members of The Aberdeen City Alliance  
1 from Grampian Police  
1 from the NHS  
1 from Aberdeen Council of Voluntary Service  
10 community representatives (7 from priority regeneration areas and 3 from the Civic Forum representing Communities of Interest).

Within the Single Outcome Agreement, the highlighted areas that following in the table of outcomes are the key areas where the FSF will be used to support actions that will contribute towards meeting the City wide outcomes.

## Single Outcome Agreement - Aberdeen City

### Fairer Scotland Fund is shaded

National Outcome	Local Context				
<p>1. We live in a Scotland that is the most attractive place for doing business in Europe.</p>	<p>Aberdeen City Region's industrial structure presents both opportunities and challenges going forward. Providing oil price levels are permissive and investment in technology continues to grow, the UK Continental Shelf will continue to present a viable investment and production location for oil and gas companies. The City Region's growing role as a global centre of excellence for offshore activity will help to boost sustainable growth in the sector in the longer term. In addition to supporting the international expansion of Aberdeen based companies there is an opportunity to diversify and grow the importance of the renewable energy and decommissioning opportunities to the economy. Development of the key growth sectors of tourism, food and drink and life sciences will be important to create a broader base for GVA (Gross Value Added) and employment growth. Aberdeen has the tightest urban labour market in Scotland with most employers now struggling to recruit. It is fundamental to the City's future growth that more workers are attracted to Aberdeen. Predictions for the City indicate that population figures will go down in the coming years. The aspiration of all the partners is to reverse this trend and attract and retain families in the City. This is a key issue for Aberdeen City Council and its partners who will create the conditions for private sector led sustainable economic growth through investment in hard and soft infrastructure, delivering employment land, housing, public realm, effective destination marketing, retail, tourism and leisure attractions and transport. During 2007 Aberdeen City Council and its partners undertook extensive consultation and engagement with business leaders in the City Region to identify private sector priorities. The result of this process was the creation of a shared Economic Manifesto which identifies 8 priorities key to ensuring Aberdeen City and Shire remains one of the most attractive places to do business. These priorities in order of importance are: Top of the Quality of Life League Table; Deliver a Fully Integrated Transport Network; Maximise our Intellectual Capital; Delivery City Centre Redevelopment; Internationalise the Oil and Gas Industry; Attract and Develop Skilled People; Improve Efficiency of Planning Decision Making; Aberdeen City and Shire as the Location of Choice for Company Headquarters.</p>				
	Local Outcome	Relevant Indicators	Frequency / Type / Source	Baseline (2006/07)	Local Targets & Timescales
	Aberdeen is an even more attractive place in which to do business (VD&FL).	Population of City.	Annual / Econ Priorities / ACC Research & Info.	206,880 (2006 mid Est)	5% growth by 2016
Proportion of population of working age.		Annual / Econ Priorities / ACC Research & Info.	136,985 (2006 mid Est)	7.5% growth by 2016	
Net number of new businesses formed in Aberdeen.		Annual / BERR VAT registrations.	185	Increase by 5% per annum	

		Rate of new house building.	Annual / Econ Priorities / ACC Local Housing Strategy team.	878	+42% by 2016 +71% by 2030
		Number of renewable energy jobs.	Annual / Econ Priorities / AREG.	400 in AREG area	Increase by 20% per annum
		Value of leisure tourism to Aberdeen.	Annual / Econ Priorities & ACSEF/ Visit Scotland (STEAM).	£279M	Increase by 4% per annum inline with national target
		Annual economic impact of business won by Convention Bureau.	Annual / Econ Priorities / Convention Bureau.	£7.7 million 2006/07	£10 million by 2008/09

	<p><b>Required Actions/commitment by local partners for these outcomes.</b></p>	<ul style="list-style-type: none"> <li>i. Continue to promote Aberdeen as the Energy capital of Europe and seek to lead in the field of renewable energy (VD&amp;FL);</li> <li>ii. Ensure that a wi-fi facility covers the city centre (VD&amp;FL);</li> <li>iii. Implement masterplans, including City Centre Redevelopment, working with partners including those in the private sector (VD&amp;FL);</li> <li>iv. Continue to drive regeneration and take advantage of regeneration opportunities city wide as they present themselves and identify, in consultation with the local communities, immediate priorities for regeneration projects. (VD&amp;FL);</li> <li>v. Deliver both the Local and Regional Transport Strategy commitments on Rail, Road, Bus, Sea, Air, Port, Freight, Transport Interchange, Walking, Cycling, Active Travel, Safety and Change Choice Through Incentives to improve the choice, efficiency and reliability of transport (people and goods) to/from and within the north east as the transport system influences the competitiveness and perceived quality of life and hence attractiveness of an area;</li> <li>vi. Improve Aberdeen's transport infrastructure – including delivering the 3<sup>rd</sup> Don Crossing and addressing other pinch points in the City's road network (VD&amp;FL);</li> <li>vii. Lobby the Scottish Executive to urgently address congestion issues on trunk roads in Aberdeen, including specifically the Haudagain and Bridge of Dee (VD&amp;FL);</li> <li>viii. Ensure an appropriate supply of Industry land;</li> <li>ix. Work to introduce businesses to overseas markets;</li> <li>x. Provide business start up support (Business Gateway);</li> <li>xi. Provide tailored support to high growth companies (SE);</li> <li>xii. Benchmark Aberdeen City and Shire in terms of quality of life and establish appropriate targets (SE);</li> <li>xiii. Develop a masterplan for the Energetica initiative (SE);</li> <li>xiv. Deliver the Energy Development Centre and further development of the Science and Energy Parks (SE);</li> <li>xv. Grow the area's key sectors of energy, food and drink, tourism and life sciences through enterprise, innovation and investment support (SE);</li> <li>xvi. Continue commitment to providing training and development to the retail community and the Oil and Gas industry through 'Project Griffin &amp; Argus', protecting our cities and communities from the threat of terrorism. This brings together the emergency services, local authority, business and the private security sector (GP);</li> <li>xvii. Swift progress to the adoption of a local development plan for Aberdeen City;</li> <li>xviii. Commitment to a joint structure plan/strategic development plan which promotes the growth of the city region as a whole and Aberdeen City in particular.</li> </ul>
--	---	--

		<p>xvii. Continue commitment from Grampian Police, Aberdeen City Council, Safer Aberdeen Partnership and Grampian Fire &amp; Rescue Service to tackle crime and anti-social behaviour within Aberdeen City Centre through 'Operation Oak'. Providing reassurance to the communities we serve and significantly improve the standard of behaviour deemed acceptable within the City which ultimately will have a positive impact on people living, working and visiting Aberdeen City Centre (GP);</p> <p>xviii. Continue commitment amongst partners to the Total Community approach, led by Grampian Police, which involves working together and listening to, and dealing proactively, with local concerns. Positive actions include working closely with the retail community, providing robust high visibility policing, street lighting strategy, relocation of taxi ranks, regeneration of key city centre areas, improved and upgrading CCTV coverage, close working with the Licensing Board on alcohol related issues (GP);</p>
	<p><b>Scottish Government required action/commitment to support delivery of local outcome.</b></p>	<ul style="list-style-type: none"> <li>• Swift approval of the next structure plan following submission to Scottish Ministers.</li> <li>• Swift and workable implementation of the Planning etc (Scotland) Act 2006.</li> <li>• Public sector assets needed to free up land for affordable housing – Scottish Government needs to meet economic value shortfall.</li> <li>• Scottish Government to deliver commitments in relation to Trunk Roads (AWPR, Balmedie to Tippetty, Haudagin roundabout) and Rail (Aberdeen to Inverness and Laurencekirk). Other Scottish Government commitments may be requested in these areas in relation to improvements identified by the RTS and the LTS (e.g. A96 Corridor, A90 Corridor and Aberdeen Crossrail including Kintore Station).</li> </ul>

National Outcome	Local Context				
2. We realise our full economic potential with more and better employment opportunities for our people.	<p>Aberdeen is currently experiencing a period of dramatic growth, much of which is fuelled by the opportunities for locally based businesses to participate in the global market place at a strategic and technical position within the Energy sector. This growth continues to create engagement opportunities at all levels in the employment framework. The continuation of the bi-annual sector skill audits and delivery of the “Workforce development Strategy” will ensure appropriate sign posting and advance information is available to exploit these opportunities. With an ageing population and a decline in the numbers of children in the City the challenge is to maintain and increase the numbers of economically active. There are currently more jobs than available workforce. There is also a shortage of affordable housing to rent or buy, thus reducing the City’s capacity to attract workers to live in the City, particularly to take up low paid jobs. So getting people off unemployment related benefits, targeting those furthest from the jobs market to take up the opportunities in the City is key. Aberdeen also has the highest gender pay gap in Scotland. To realise our full economic potential we will have to close the gender pay gap, tackle the segregation of men and women into different jobs and develop flexible working hours.</p> <p>A Community Planning conference held in December 2007 identified the following strategic priority for the City which directly impacts on this National Outcome:-</p> <ul style="list-style-type: none"> <li>• Making improvements to pupil attainment and adult literacy and numeracy through family learning and promoting lifelong learning.</li> </ul>				
<b>Local Outcome</b>	<b>Relevant Indicators</b>	<b>Frequency / Type / Source</b>	<b>Baseline (2006/07)</b>	<b>Local Targets &amp; Timescales</b>	
Aberdeen will have high quality employment opportunities for citizens (VD&FL).	Employment Rate.	Annual / NESJPSG CSF / SEG.	79%	Maintain	
	Aberdeen City, place of work full time employees median values, hourly earnings excluding overtime.	Annual / NESJPSG CSF / SEG. ASHE – Annual Survey of hours and earnings.	2007 M = £12.98 W = £11.07	Reduce by 1% over 3 years	
	Childcare places across all sectors.	Annual/Aberdeen City Council/Family Information Service.	9577	10% increase 2007/08	

		Economic Activity Rate (To be shown for equalities groups).	Annual / NESJPSG CSF / SEG.	83.1%	Maintain
		Number of claimants in receipt of unemployment related benefits per 1,000 population.	Annual / National Indicator / Aberdeen City Council.	Incapacity 46.8 Jobseeker 8.9 Income Support 35.4	Reduce by 33% over 5 years
		Number of people volunteering in Fairer Scotland Fund initiatives.	FSF annual monitoring report.	213	10% increase per year
		Vulnerable adults (aged 18 and above) in to paid employment.  (National Menu advises that there is potentially an area for national development, to ensure consistency across Scotland in relation to the definition of vulnerable adults and of 'employable').	Annual / National Menu / Aberdeen City Council & NHS Grampian.	tbc	tbc

	<p><b>Required Actions/commitment by local partners for these outcomes.</b></p>	<ol style="list-style-type: none"> <li>i. Carry out a Retail Impact Assessment to assess the impact of out of town developments on the city centre (VD&amp;FL);</li> <li>ii. Strive to buy goods and products locally (where this is possible) and encourage other public sector bodies and businesses in the city to adopt a similar approach (VD&amp;FL);</li> <li>iii. Further increase the number of apprentice trades people employed by the council, including targeting women (VD&amp;FL);</li> <li>iv. Continue to conduct a bi-annual sector skill need audit to identify skill shortage and predicted growth areas;</li> <li>v. Implement the “Workforce Development Strategy” to:- <ul style="list-style-type: none"> <li>• Establish, with partners, a pipeline to link employment need and opportunity to target incapacity claimants (Connecting Communities).</li> <li>• Deliver Regeneration Area Audits to identify needs and aspirations.</li> <li>• Implement local “More Choices, More Chances” Action Plan.</li> <li>• Work across partner organisations to attract workers to public services in the North East.</li> <li>• Implement Council’s Gender Equality Scheme – priority themes Gender pay gap and occupational segregation, employment.</li> <li>• Provide advice &amp; support services to enable individuals to maximise income when in training and approaching employment.;</li> </ul> </li> <li>vi. Work across partner organisations to implement the Condition Management Initiative;</li> <li>vii. Delivery of both the Local and Regional Transport Strategy commitments on Rail, Road, Bus, Sea, Air, Port, Freight, Travel Plans, Walking, Cycling and Change Choice Through Incentives to improve access to employment and economic competitiveness and assist in maximising the economic development opportunities.</li> </ol>
	<p><b>Scottish Government required action/commitment to support delivery of local outcome.</b></p>	

<p><b>National Outcome</b></p> <p>3. We are better educated, more skilled and more successful, renowned for our research and innovation.</p>	<p><b>Local Context</b></p> <p>Within a buoyant local economy, opportunities for individuals to participate at optimum level are at their highest ever. However there is a fundamental need for all those at pre-employment and employment stages to be fully informed of these opportunities and given the appropriate support and encouragement to access the highest level of education and training appropriate to realise their aspirations.</p> <p>A Community Planning conference held in December 2007 identified the following strategic priorities for the City which directly impact on this National Outcome:-</p> <ul style="list-style-type: none"> <li>• Getting it Right for Every Child.</li> <li>• Making improvements to pupil attainment and adult literacy and numeracy through family learning and promoting lifelong learning.</li> </ul>			
<p><b>Local Outcome</b></p>	<p><b>Relevant Indicators</b></p>	<p><b>Frequency / Type / Source</b></p>	<p><b>Baseline (2006/07)</b></p>	<p><b>Local Targets &amp; Timescales</b></p>
<p>Ensure education is appropriate to pupils' needs and ensure pupils leave school with skills essential for living (VD&amp;FL).</p>	<p>% school leavers in NEET Category (Not in Employment, Education, Training). (To be shown for equalities groups). Relates to outcome 4 for FSF.</p>	<p>Annual / VD&amp;FL CSF / Aberdeen City Council.</p>	<p>7.1%</p>	<p>6% by 2011</p>
	<p>% school leavers entering higher education. (To be shown for equalities groups).</p>	<p>Annual/School Leaver destination/Careers Scotland.</p>	<p>33.7%</p>	<p>35% by 2010</p>

	Encourage and support people of all ages to take an active part in their own learning (Community Learning & Development Strategy).	Number of adults receiving support with literacy and numeracy.  (A national Adult Literacy and Numeracy in Scotland survey is currently being developed by the Scottish Government with the anticipated first results available in mid 2009). Relates to outcome 8 for FSF.	Annual / National Menu / Aberdeen City Council.	1,938	Increase
		Number of adults involved in family and community based learning. Relates to outcome 8 for FSF.	tbc	tbc	tbc
	<b>Required Actions/commitment by local partners for these outcomes.</b>	<ul style="list-style-type: none"> <li>i. Adopt policies to tackle the skills shortage in our city including targeting untapped potential of diverse communities (VD&amp;FL);</li> <li>ii. Establish a network of community learning hubs across the city (VD&amp;FL);</li> <li>iii. Implement ACSEF manifesto and Council's Workforce Strategy;</li> <li>iv. Implement Council's Gender Equality Scheme – priority theme Education;</li> <li>v. Implement local "More Choices, More Chances" Action Plan encouraging young women and men to try non-traditional subject choices and careers;</li> <li>vi. Continue development of the International Energy Skills Training Alliance (SE);</li> <li>vii. Complete Life Sciences Innovation phase 1 (SE/ACC/Univ of Aberdeen);</li> <li>viii. Delivery of both the Local and Regional Transport Strategies, particularly those commitments relating to improving access to and the quality of public transport where this leads to increased bus use and better access to employment, education and training;</li> <li>ix. Further develop plans for Food and Health Innovation Centre (SE);</li> <li>x. Grampian Police are committed to promoting their Police Cadet scheme to encourage and provide opportunities for young people to join Grampian Police and enhance their development (GP);</li> <li>xi. Provide a range of community based adult learning activities in targeted areas.</li> </ul>			

	<b>Scottish Government required action/commitment to support delivery of local outcome.</b>	
--	---	--

<p><b>National Outcome</b></p> <p>4. Our young people are successful learners, confident individuals, effective contributors and responsible citizens.</p>	<p><b>Local Context</b></p> <p>One third of the city's population is aged between 0-24 (61,136). Approximately 10,000 are of pre-school age, 20,000 aged 5-14 and 31,000 are aged 15-24. We will continue to work to deliver universal education to all children but to target resources to support vulnerable children and those with additional support needs to meet the closing the gap targets. We will do that in the context of a predicted reduction in school rolls which is being actively managed through a School Estates Strategy; and a decrease in the levels of expenditure exceeding indicative Grant Aided levels which is being actively managed through policy led budgeting and an ambitious transformation strategy of Council services.</p> <p>In line with the introduction of the Curriculum for Excellence we will be working with schools and communities to offer children and young people a range of opportunities to enable them to become successful learners, confident individuals, effective contributors and responsible citizens. We will change the way we monitor outcomes for children to demonstrate the appropriate balance between attainment and achievement.</p> <p>A Community Planning conference held in December 2007 identified the following strategic priorities for the City which directly impact on this National Outcome:-</p> <ul style="list-style-type: none"> <li>• Getting it Right for Every Child.</li> <li>• Children – Healthy minds and bodies.</li> <li>• Making improvements to pupil attainment and adult literacy and numeracy through family learning and promoting lifelong learning.</li> </ul>				
	<p><b>Local Outcome</b></p>	<p><b>Relevant Indicators</b></p>	<p><b>Frequency / Type / Source</b></p>	<p><b>Baseline (2006/07)</b></p>	<p><b>Local Targets &amp; Timescales</b></p>

	Improve attainment across city schools (VD&FL).	<u>Primary 5-14</u> Reading Maths Writing	Termly / VD&FL CSF / Aberdeen City Council.	<u>Primary</u> Reading = 79% Maths = 82% Writing = 72%	<u>Primary - 2011</u> Reading = 87% Maths = 90.4% Writing = 79.1%	
		<u>Secondary 5-14</u> Reading Maths Writing		<u>Secondary</u> Reading = 63% Maths = 52% Writing = 50%	<u>Secondary - 2011</u> Reading = 74.5% Maths = 69% Writing = 55.3%	
		(To be shown for equalities groups).				
		Cumulative attainment of National Qualifications by all pupils in publicly funded secondary schools for S4.		Annual / National Menu / Aberdeen City Council.	<u>English and Maths at SCQF level 3</u> 92%	2007/08 95% 2008/09 96% 2009/10 97%
					<u>5+ Awards at SCQF level 5</u> 32%	2007/08 36.4% 2008/09 37.2% 2009/10 37.9%
Cumulative attainment of National Qualifications by all pupils in publicly funded secondary schools for S5.	Annual / National Menu / Aberdeen City Council.	<u>5+ Awards at SCQF level 5</u> 46%	2007/08 46% 2008/09 47% 2009/10 48%			
The proportion of schools receiving positive inspection reports.	Annual / National Menu / Aberdeen City Council.	80%	90% by 2011			

	We will engage young people to facilitate their personal, social and educational development and enabling them to gain a voice, influence and place in society (Policy Priorities for Community Learning).	Number of young people gaining accreditation through Award programmes.	Annual / Figures for Duke of Edinburgh Scheme, Youth Achievement Awards, Dynamic Youth and ASDAN Awards / Aberdeen City Council.	<u>DOE</u> 13 <u>Youth Achievement</u> 42 <u>Dynamic Youth</u> 6 <u>ASDAN Awards</u> tbc	<u>DOE</u> tbc <u>Youth Achievement</u> 60 (08/09) <u>Dynamic Youth</u> 20 (08/09) <u>ASDAN Awards</u> tbc
		Number of young people involved in Fairer Scotland Fund initiatives.	FSF annual monitoring report.	6533 (Under 16 – 5272 16-25 – 1261)	10%increase per year

	<p><b>Required Actions/commitment by local partners for these outcomes.</b></p>	<ul style="list-style-type: none"> <li>i. Ensure expenditure on education delivers maximum benefit to pupils' education (VD&amp;FL);</li> <li>ii. Continue to involve parents and pupils in their schools (VD&amp;FL);</li> <li>iii. Ensure Aberdeen's teachers receive appropriate training and CPD to deliver the best quality education (VD&amp;FL);</li> <li>iv. Review best teaching practice and trial projects in Aberdeen and beyond to identify the best ways of delivering an even higher quality education to all pupils (VD&amp;FL);</li> <li>v. Allocate additional resources to support for learning, targeted to areas of greatest need (VD&amp;FL);</li> <li>vi. Continue to support the joint funded posts HIO Schools;</li> <li>vii. Make greater provision within the city for young people with additional needs to avoid placements outwith the city (VD&amp;FL) ;</li> <li>viii. Build on successful early intervention programmes (Closing the Gap in Educational Attainment Report 2007);</li> <li>ix. Take forward key aspects of A Curriculum for Excellence relating to school and post school transitions (Closing the Gap in Educational Attainment Report 2007);</li> <li>x. Move all City schools to Health Promoting School;</li> <li>xi. Promote participation in Aberdeen Youth Action Committee and other local forums including Youth Forums and Student Forums (ACC &amp; GP);</li> <li>xii. Implement Gender Equality Scheme – priority theme Education;</li> <li>xiii. Grampian Police will continue to promote joint agencies initiatives such as 'Global Rock' a performing arts project the theme of which is to deliver healthy lifestyle messages opposing drugs, alcohol, smoking and anti-social behaviour to young people through music and dance (GP);</li> <li>xiv. Through the Youth Justice Management Unit (YJMU), continue commitment to reduce youth offending and promote community safety through effective monitoring and targeted intervention. Enhancing the work of the Aberdeen Youth Offender Review Group (YORG) (GP);</li> <li>xv. Grampian Police are committed to providing School Liaison Officers and/or School Based Officers for all primary and secondary schools in Aberdeen City. These officers provide valuable inputs for young people on a wide range of issues utilising 'learning for life' and other educational resource tools which helps facilitate their development and awareness of personal and social issues (GP);</li> </ul>
--	---	---

		<p>xvi. Ensure opportunities for young people to gain achievement awards levelled against the SCGF framework;</p> <p>xvii. Deliver adult &amp; family learning in targeted areas.</p>
	<p><b>Scottish Government required action/commitment to support delivery of local outcome.</b></p>	

National Outcome	Local Context				
5. Our children have the best start in life and are ready to succeed.	<p>Aberdeen City Council and its partners will continue to work together to give children in the City the best start in life. We will continue to integrate services for children and young people and to provide high performing universal services and more individualised packages of support for children with additional support needs. The Children and Young People's Services Strategic Planning Group and the Council agreed an Early Years Strategy and Action Plan to deliver fully integrated early years service with partners in the city in a phased way over three years.</p> <p>A Community Planning conference held in December 2007 identified the following strategic priorities for the City which directly impact on this National Outcome:-</p> <ul style="list-style-type: none"> <li>• Transport and Connections - improve sustainable travel options.</li> <li>• Getting it Right for Every Child.</li> <li>• Children – Healthy minds and bodies.</li> <li>• Making improvements to pupil attainment and adult literacy and numeracy through family learning and promoting lifelong learning.</li> <li>• Transport and Connections - improve sustainable travel options.</li> </ul>				
<b>Local Outcome</b>	<b>Relevant Indicators</b>	<b>Frequency / Type / Source</b>	<b>Baseline (2006/07)</b>	<b>Local Targets &amp; Timescales</b>	
Improve the healthy development of young children and their families, particularly those children most at risk (National Priority for Health Improvement).	Proportion of new-born children exclusively breastfed at 6-8 weeks.	Annual / NES JPSG CSF / NHS Grampian (HEAT Measure).	33.0% (Grampian) March 2007	41.2% by 2010/11 (Grampian) (City figures to be determined)	
	Three to five year old children registered with an NHS dentist.	Annual / NES JPSG CSF / NHS Grampian (HEAT Measure).	June 2007 58.9% Grampian	80% by 2010/11 (Grampian) (City figures to be determined)	
	Completion rates for child healthy weight intervention programme (5- 15 year olds and their families).	Annual / NES JPSG CSF / NHS Grampian (HEAT Measure).	tbc	2040 Cumulative total NHS G	

		Numbers and percentage of children walking or cycling to school.	Annual / National Menu / Aberdeen City Council – Hands Up School Travel Survey.	<u>Walking and Cycling</u> 65.3% <u>Car or Van passenger</u> 22.3%	Reduce %age of pupils driven to school by at least 10% by 2012, compared to 2007 baseline
		Pregnancies among 13-15 year olds, per 1000 population.	Annual / National Menu / NHS Grampian.	2005 5.6 per 1,000 population (Grampian)	Already below national 2010 target
		The % of pre-school education centres and nurseries that receive :- i. 4, 5, and 6 point Care Commission grading scale; and ii. a good/very good HMIE report.  (The Care Commission is to introduce a grading scheme in 2008. Data available from that point.)	Annual / National Menu / Care Commission & HMIE Inspection / Aberdeen City Council .	tbc	tbc
		% of pre-school and ante pre-school children in part time nursery provision.	Annual / local / Aberdeen City Council.	Anti = 88.5% Pre = 94.9%	Increase
		Number of children (aged 0-15) dependent on a recipient of income support and job seekers allowance.	Annual / National Menu and Fairer Scotland Fund Annual Report.	tbc	tbc

	<p><b>Required Actions/commitment by local partners for these outcomes.</b></p>	<ul style="list-style-type: none"> <li>i. Promote the health and well-being of pupils through healthy eating and exercise, including a daily free nutritious meal for every pupil and regular access to swimming (VD&amp;FL);</li> <li>ii. Delivery of multi-sector projects to tackle childhood poverty across communities in Aberdeen;</li> <li>iii. Delivery of both the Local and Regional Transport Strategy commitments of Walking and Cycling, Active Travel, Improving Safety, promoting and increasing travel safety and security and supporting extension of low speed zones provide safety benefits, whilst promoting active travel can help achieve health benefits from a young age;</li> <li>iv. Encourage walking and cycling in our city, including introducing more safe routes for cyclists and introducing more mandatory 20mph speed limits in residential areas (VDFL);</li> <li>v. Pre-school Partner providers to work with Aberdeen City Council to raise standards of pre-school education;</li> <li>vi. All secondary schools will be involved in the delivery of the HPV vaccination programme targeting population all S2 and above female pupils;</li> <li>vii. Continue commitment to identifying and engaging with young people who are starting to participate with anti-social behaviour. Through Grampian Police's Early Intervention Worker, promote the value of the acceptable behaviour contract and the benefits of multi-agency working, early intervention, diversion, prevention and joint problem solving; (GP);</li> <li>viii. Support the actions of the North East of Scotland Child Protection Committee (NESCPC) recognising that to properly safeguard and support children and young people, agencies need to embrace joint working to ensure a collaborative approach; (GP);</li> <li>ix. Agree, with HMle, and implement improvement actions following inspection of Child Protection arrangements; (ACC);</li> <li>x. Continue to support youth development and diversion schemes, such as participation in outward bound courses under the initiative 'Operation Youth Advantage'; engagement with the Princes Trust; youth distraction sporting activities such as 'five a side' football; (GP).</li> <li>xi. We will adopt a family focused approach to child healthy weight interventions.</li> </ul>
--	---	--

	<b>Scottish Government required action/commitment to support delivery of local outcome.</b>	
--	---	--

National Outcome	Local Context				
<p>6. We live longer, healthier lives.</p>	<p>Among the issues identified through the Joint Health Improvement Plan for the City is a need to reduce inequalities in health between different groups and areas in the City. There are marked differences in life expectancy between genders and also between those who live in regeneration areas. There are also pockets of health inequality that fall outwith the 15% SIMD.</p> <p>The Joint Health Improvement Plan also identifies the need to tackle the most urgent health-related issues. These include cancer, heart disease and substance misuse.</p> <p>Delayed Discharge is a local, as well as national, priority. Aberdeen City Council and NHS Grampian have worked together to bring the numbers waiting discharge down. However, we need to stay on top of this and make further sustained improvement.</p> <p>Over the past ten or more years the balance of care in Aberdeen has been moving in the wrong direction ie towards more rather than less dependence on expensive residential care rather than care for people in their own communities. We need to reverse this trend.</p> <p>The local context for developing physical activity among citizens is based on a recognition that, although participation levels, based on previous national research, are relatively high in comparison with other local authorities, opportunities exist and strategies have been developed to deliver enhanced participation among 'hard to reach', over 50's and youth communities.</p> <p>A Community Planning conference held in December 2007 identified the following strategic priorities for the City which directly impact on this National Outcome:-</p> <ul style="list-style-type: none"> <li>• Transport and Connections - improve sustainable travel options.</li> <li>• Getting it Right for Every Child.</li> <li>• Children – Healthy minds and bodies.</li> </ul>				
	<b>Local Outcome</b>	<b>Relevant Indicators</b>	<b>Frequency / Type / Source</b>	<b>Baseline (2006/07)</b>	<b>Local Targets &amp; Timescales</b>

Work towards a position where people in Aberdeen experience health that equals or is better than the best in Europe. (Joint Health Improvement Plan & HEAT targets).	Life expectancy at birth.	Annual / National Menu / NHS Grampian.	74.9 Male 80.1 Female	Increase Increase
	Life expectancy at age 65.  (To be reported through communities of place and interest).		16.1 Male 19.1 Female	Increase Increase
	Deaths from Coronary Heart Disease.	Annual / National Menu / NHS Grampian.	74.1 Per 100,000 population (2006)	Reduce
	Deaths from all Cancers.	Annual / National Menu / NHS Grampian.	290 M 310 F	Reduce
	The proportion of people (aged 65 +) who are admitted as emergency inpatients 2 or more times in a single year per 100,000.	Annual / National Menu / NHS Grampian (HEAT Measure).	39.6 (March 2007 – Grampian)	33.9 by March 2009 (Grampian) (City figure to be established)
	Emergency inpatient bed days for people aged 65 and over.	Annual / National Menu / NHS Grampian (HEAT Measure).	3026.4 (Grampian) March 2007 Rate per 1000	3201.1 by March 2009 (Grampian) (City figure to be established)
	Number of delayed discharges within the six week delayed discharge planning period.	Annual / National Menu / Aberdeen City Council.	48 (Jan 2008)	0

		Mental health admissions.	Annual / National Menu / NHS Grampian.	<u>First Admission</u> 269	Reduce
				<u>Re-Admission</u> 601	Reduce
		Number of suicides.	Annual / National Menu / NHS Grampian.	General Register for Scotland for 2006 = 29	National Choose Life target to reduce suicide during the period 2003 – 2013 by 20%
		Annual rate of increase of daily defined dose per capita of anti- depressants.	Annual / National Menu / NHS Grampian.	March 07 26.2 NHS Grampian	zero by 2009/10
		Number of people accessing FSF mental health and wellbeing initiatives.	FSF annual monitoring report.	1078 (from relevant CRF MH&W projects)	10% increase per year
		Percentage of older people aged 65+ with intensive care needs receiving services at home.	Annual / National Menu / Aberdeen City Council/ NHS Grampian (HEAT Measure).	Scottish Gov. publication 06/07 = 27.6%	Increase
Tackle substance misuse including drugs and alcohol. (VD&FL).	Number of screenings using the setting-appropriate screening tool and appropriate alcohol brief intervention, in line with SIGN 74 guidelines.	Annual / NES JPSG CSF / NHS Grampian.	tbc	8,496 by 2010/11 (Grampian)	

		Deaths per 100,000 population by alcohol related diseases.	Annual / National Menu / NHS Grampian.	32.5 male 10.3 female (Grampian 2005)	Reduce
		New people seeking care/treatment for drug dependency.	Annual / NES JPSG CSF / NHS Grampian.	tbc	8% over the period 2008/9 – 2010/11
Sustain long term change by focusing on the prevention of, or reduction in, health inequalities. (Joint Health Improvement Plan).		Smoking population successfully quitting (at one month post quit).	Annual / VD&FL CSF / NHS Grampian (HEAT Measure).	773 (Grampian)	8,120 by 2010 (Grampian) (City figure to be developed)
		Reduce mortality from Heart Disease among under 75's in deprived areas.	Annual / NES JPSG CSF / NHS Grampian (Heat Measure).	113.5 (2002 – 2004)	58.6 by 2009 – 2011
		Mode share of adults undertaking active travel to work or education - Usual method of travel 2001-2006 average.	Biennial/National Menu/Aberdeen City Council / Transport Across Scotland and Scottish Household Survey.	<u>Car or van driver</u> 59% <u>Walking and cycling</u> 16.9%	Reduce driving by at least 3% to 5% by 2012
		Percentage of the local population taking part in physical activities.	Bi-annual/Local Menu/Aberdeen City Council.	64%	Develop overall participation year on year to reach an increase of 10% by 2015
		Attendances per thousand of population within Council sports facilities.	Annual / National Menu / Aberdeen City Council.	7,636	To be assessed annually with a view to consistently achieving SPI national upper quartile status

	<p><b>Required Actions/commitment by local partners for these outcomes.</b></p>	<ul style="list-style-type: none"> <li>i. Improve joint working between the NHS and Council, especially in relation to the delivery of services in mental health and wellbeing, learning disability, care of elderly people, and delayed discharge (VD&amp;FL);</li> <li>ii. Develop advocacy for appropriate client groups and ensure that the advocacy provisions of the Mental Health (Care and Treatment) Act 2003 are implemented (VD&amp;FL);</li> <li>iii. Campaign with other local authorities to persuade COSLA and the Scottish Government to secure a fair funding system for social care services (VD&amp;FL);</li> <li>iv. Provide appropriate respite and rehabilitation services (VD&amp;FL);</li> <li>v. Adopt and implement strategies to involve and support service users and unpaid carers in developing appropriate service provision (VD&amp;FL);</li> <li>vi. Adopt and implement strategies to support independent living for people with special needs (VD&amp;FL);</li> <li>vii. Build on the Council's participation in "Healthy Working Lives" and in particular implement mental health and wellbeing policies within the Council and promote such policies within the wider community (VD&amp;FL);</li> <li>viii. Ensure that there are clear contracts and service level agreements with partner providers (VD&amp;FL);</li> <li>ix. Increase participation in sport, provide support for athletes and reward excellence (VD&amp;FL);</li> <li>x. Ensure integration of adult literacy and numeracy with health improvement objectives;</li> <li>xi. Ensure healthy Living Networks deliver services to address the socio-economic determinants of health;</li> <li>xii. Ensure learning programmes and activities include opportunities to address health issues;</li> <li>xiii. Ensure high quality, well managed sports facilities in Aberdeen (VD&amp;FL);</li> <li>xiv. Increase the number of people City wide trained in ASSIST and Mental Health First Aid;</li> <li>xv. Implement Healthwise Project (NHS Grampian);</li> <li>xvi. Delivery of both the Local and Regional Transport Strategy commitments for Promoting Active Travel, Improving Safety, Walking and Cycling, Using Enforcement;</li> <li>xvii. Deliver of the Regional Transport Strategy Health and Transport Action Plan in partnership between NHS Grampian, NESTRANS, Aberdeen City Council and Aberdeenshire Council;</li> </ul>
--	---	---

		<p>xviii. Grampian Police will continue to provide a substance misuse co-ordinator to work alongside partner agencies involved with Health, Education and Social Welfare in raising awareness of substance misuse and the impact which this has on our communities (GP);</p> <p>xix. Enforce mandatory drug testing of people arrested for certain offences and ensuring that individuals have the opportunity of an assessment with a drugs assessor with a view of getting them into treatment (GP);</p> <p>xx. Grampian Police and NHS Grampian to work in partnership on the development of data sharing on alcohol related admissions which may identify victims of domestic violence or children/families at risk (GP);</p> <p>xxi. Fully support the Joint Alcohol and Drugs Action Team (JADAT), a multi-agency partnership working together to lead and co-ordinate the prevention and reduction of problems associated with drugs and alcohol (GP);</p> <p>xxii. Grampian Police will continue to provide a substance misuse co-ordinator to work alongside partner agencies involved with Health, Education and Social Welfare in raising awareness of substance misuse and the impact which this has on our communities (GP).</p> <p>xxiii. Aberdeen City Council, Grampian Police and NHS Grampian, supporting the principle of a designated place, will work together to establish how such a facility can be provided within an overall strategic approach to alcohol misuse.</p>
	<p>Scottish Government required action/commitment to support delivery of local outcome.</p>	<ul style="list-style-type: none"> <li>• Continued political and material support for enhancement of sports facility provision within Aberdeen which is fit for purpose</li> <li>• Review resources available. to support independent living for people with special needs in the public and private sectors (VD&amp;FL);</li> </ul>

National Outcome	Local Context
<p>7. We have tackled the significant inequalities in Scottish society.</p>	<p>In 2001, we pledged to 'move Aberdeen towards becoming a City where there is a fairer distribution of wealth and advantage'. This is still our aim. The Aberdeen City Alliance agreed a City Regeneration Strategy in December 2006. The Strategy has the fundamental aim of making 21st century Aberdeen a successful city for all its people. It is particularly focused on action to support those communities which have gained least from the economic successes of the last few decades. The Strategy proposes action to regenerate Aberdeen by improving, in particular, the quality of life in those communities within the City which are most disadvantaged and by integrating those communities into the life of the City. By creating a more inclusive city and by tackling the geography of inequality, the City Regeneration Strategy seeks to lay firm foundations for the development of the City.</p> <p>In 2004, the Scottish Index of Multiple Deprivation identified the areas in Scotland that fell into the category of the most deprived in Scotland. In 2004 Aberdeen had 18 datazones in the most deprived 15%, in 2006 Aberdeen had 27 datazones in the most deprived 15%. The most significant increase was in the deprived employment domain which will be a main focus for the FSF. Addressing this growing trend is a big challenge for everyone. The Local Outcomes detailed in Outcomes 1 and 2 and those which follow are a direct challenge to address this.</p> <p>Public authorities now have three statutory equality duties – the Race Equality Duty (RED), the Disability Equality Duty (DED) and the Gender Equality Duty (GED). All three public sector duties require a common approach, with the onus on public bodies to work proactively to promote equality and eliminate discrimination in all their functions, including their partnership activities. These duties also apply to a public authority with regard to services and functions which are contracted out. In common with Best Practice, we are progressing with the three other equality strands – age, sexual orientation and religion/belief. We are bringing together the six different equality/community of interest strands to mirror the natural approach of the new Equality and Human Rights Commission (EHRC). Forthcoming legislation will inform and shape our work on equality.</p> <p>On 15 March 2007 The Aberdeen City Alliance (TACA) agreed to a wider participation of partners from TACA on the Equalities Action Network (EAN) and formally to endorse the Network as a recognised challenge forum of TACA. A sub-group of the EAN, which now includes TACA representatives is producing a paper on the future role, remit and direction of the EAN and will include recommendations on how the Council might take forward its role as lead partners in TACA to report progress on equality with community planning. Our community engagement development work includes bringing the different communities of interest together and ensuring their voice is heard at a neighbourhood level. The communities of interest forums contribute to the development of Action Plans and to the statutory equality themes. The Discrimination Equality Duty (DED) calls for the involvement of disabled people in the development of DES.</p> <p>In the further development of this Single Outcome Agreement each of the indicators used will be disaggregated, where relevant, by gender, ethnicity and disability as well as geographical boundaries.</p> <p>A Community Planning conference held in December 2007 identified the following strategic priority for the City which directly impacts on this National Outcome:-</p> <ul style="list-style-type: none"> <li>• Regeneration - Improving the quality of life in our most deprived areas.</li> </ul>

	<b>Local Outcome</b>	<b>Relevant Indicators</b>	<b>Frequency / Type / Source</b>	<b>Baseline (2006/07)</b>	<b>Local Targets &amp; Timescales</b>
	Improve the quality of life in our most deprived areas (Community Plan).	People living in the 0-15% most deprived data zones in Scotland.	Biennial / National data/ Scottish Index of Multiple Deprivation 2006.	18,428	Reduction of 10% in 3 years
Data zones within the 0-15% most deprived in Scotland.		Biennial / National data/ Scottish Index of Multiple Deprivation 2006.	27	25 by 2009/10	
People living in the 0-15% most deprived income domain data zones in Scotland.		Biennial / National data/ Scottish Index of Multiple Deprivation 2006.	14,914	Reduction of 10% in 3 years	
People living in the 0-15% most deprived employment domain data zones in Scotland.		Biennial / National data/ Scottish Index of Multiple Deprivation 2006.	18,584	Reduction of 10% in 3 years	
People living in the 0-15% most deprived education, skills and training domain data zones in Scotland.		Biennial / National data/ Scottish Index of Multiple Deprivation 2006.	20,909	Reduction of 10% in 3 years	
People living in the 0-15% most deprived health domain data zones in Scotland.		Biennial / National data/ Scottish Index of Multiple Deprivation 2006.	30,940	Reduction of 10% in 3 years	

	<p><b>Required Actions/commitment by local partners for these outcomes.</b></p>	<ul style="list-style-type: none"> <li>i. Complete and implement Regeneration Strategy and align with Fairer Scotland Funding;</li> <li>ii. Review mainstream spending to tackle inequalities;</li> <li>iii. Support income maximisation measures to help disabled people and carers claim all the benefits to which they are entitled (VD&amp;FL);</li> <li>iv. Delivery of both the Local and Regional Transport Strategy commitments relating to Bus, DRT, Travel Plans &amp; Awareness, Changing Choices Through Incentives;</li> <li>v. Enhance the existing support for non-economic bus services by introducing a Bus Route Development Fund with a budget of £100,000 in year one (VDFL);</li> <li>vi. Work to improve public transport in and to our city, including supporting Aberdeen Crossrail and the introduction of appropriate bus priority measures (VDFL);</li> <li>vii. Deliver statutory duties under Race, Disability and Gender Equality duties;</li> <li>viii. Put in place the right structures and process within the Community Planning Framework to make the mainstreaming of equality possible;</li> <li>ix. Agree a standardised approach to equality impact assessment with partners and roll out a programme of assessments aligned to the review dates of Policies/Plans and Strategies;</li> <li>x. Continue to develop systems to gather and analyse disaggregated information on current and prospective service users, thus building up a customer profile;</li> <li>xi. Ensure equalities actions are integrated within service and specific Neighbourhood Community Action Plans;</li> <li>xii. As part of the Total Community approach, Grampian Police are committed to providing a named neighbourhood officer for each of the 37 Neighbourhoods and supporting Aberdeen City Council and their move towards the City Warden scheme (GP);</li> <li>xiii. Support the development of co-ordinated financial inclusion activities.</li> </ul>
	<p><b>Scottish Government required action/commitment to support delivery of local outcome.</b></p>	

National Outcome	Local Context				
8. We have improved the life chances for children, young people and families at risk.	<p>Aberdeen continues to have a significant number of children and young people who are considered at risk because of the circumstances they live in. In 2006 160 children are on the child protection register, 588 were being looked after by the local authority, 313 children are affected by homelessness, 126 children were affected by domestic abuse and 97 accommodated children were reported missing on one or more occasions (Aberdeen Children and Young People's Audit 2007).</p> <p>In Aberdeen 1.5% of the population of young people are 'looked after children', of these 5% are 'looked after with disabilities', 14% are 'looked after in residential' and 11.2% are 'looked after in residential school'. In comparison with the national trend data, Aberdeen City have more than twice the national average of young people placed within residential school (Scottish N=5). The Looked after Strategy sets out the Council's commitment to support Looked after Children (LAC) including improving their access to health services and raising attainment. To serve the interests of these children, we need to move the balance of care towards being looked after either at home or in foster care where possible.</p> <p>In order to build on recent improvements in LAC attainment and plan to set aspirational targets as part of Personal Learning Plans and Individual Education Plans for LAC attainment in negotiation with LAC designated teachers; work with schools to employ curriculum flexibility to meet the needs of LAC pupils; and Provide multi-agency support for LAC to ensure that LAC pupils receive the package of support that best meets their needs.</p> <p>720 young people were in the NEET (in need of more choices and chances) category in 2006. This represents 6.8% of the population and is considerably below the national average (8.9%).</p> <p>A Community Planning conference held in December 2007 identified the following strategic priorities for the City which directly impact on this National Outcome:-</p> <ul style="list-style-type: none"> <li>• Getting it Right for Every Child.</li> <li>• Children – Healthy minds and bodies.</li> </ul>				
	Local Outcome	Relevant Indicators	Frequency / Type / Source	Baseline (2006/07)	Local Targets & Timescales
	Young People and Families at risk are supported to stay together.	Vulnerable children looked after at home, in foster care, in residential care.	Annual / Local / Aberdeen City Council.	Home 154 Foster 207 Resid 89	Increase % Increase % Reduce %

		Families supported through Aberdeen Families Project which result in complete cessation or significant reduction in antisocial behaviour.	Annual / Local / Aberdeen City Council.	80%	80% (2008/09)
Improve the life chances of Looked After Children.		Percentage of Looked After Children attaining at least 1 Standard Grade or SG English & Maths or at least 1 SCQF Level 3 or SCQF Level 3 English & Maths.	Annual / SPI / Aberdeen City Council.	<u>At least 1 Standard Grade</u> tbc	2007/08 52.1% 2008/09 65.2% 2009/10 81.5%
				<u>Standard Grade English &amp; Maths</u> tbc	2007/08 39.1% 2008/09 48.9% 2009/10 61.1%
				<u>At least 1 SCQF Level 3</u> 48.6%	2007/08 58.7% 2008/09 69.1% 2009/10 81.2%
		% of young people (15 – 19) leaving care Not in Education, Employment or Training.	Annual / Local / Aberdeen City Council.	82%	Year on year reduction of 5%
				<u>SCQF Level 3 English &amp; Maths</u> 20.0%	2007/08 52.1% 2008/09 61.3% 2009/10 72.2%

	<p><b>Required Actions/commitment by local partners for these outcomes.</b></p>	<ul style="list-style-type: none"> <li>i. Allocate additional resources to support for learning, targeted to areas of greatest need (VD&amp;FL);</li> <li>ii. Continue work to raise the achievement of vulnerable children and close the attainment gap across the City (VD&amp;FL);</li> <li>iii. Make greater provision within the City for young people with additional needs to avoid placements out of the area (VD&amp;FL);</li> <li>iv. Increase number of foster carers (VD&amp;FL);</li> <li>v. Continue to monitor, support and develop the Aberdeen Families project (VD&amp;FL);</li> <li>vi. Strive to increase the number of foster carers in our City and so reduce the number of young people in care homes (VD&amp;FL);</li> <li>vii. Ensure that Single Plans meet Getting it Right For Every Child (GIRFEC) requirements;</li> <li>viii. Delivery of both the Local and Regional Transport Strategy commitments on Changing Choices Through Incentives and Using Enforcement.;</li> <li>ix. Grampian Police through their Anti-Social Behaviour Unit are committed to identifying and engaging with young people who are starting to participate with anti-social behaviour with the overall aim of reducing anti-social behaviour and the likelihood of those persons becoming actively involved in more serious crime (GP);</li> <li>x. Partner agencies to continue to engage in Child Protection at various levels, and work together to help children whose lives are affected by parents who abuse alcohol and/or drugs (GP);</li> <li>xi. Through their Family Protection Unit (FPU) Grampian Police will continue to investigate complex or serious sexual and physical abuse of children, historical abuse of adults and abuse of vulnerable adults. The Joint Child Protection Unit is co-located within the FPU, demonstrating the commitment for 'Getting It Right For Every Child' (GIRFEC) (GP);</li> <li>xii. Through the Youth Justice Management Unit, Grampian Police will continue to refer young persons who may benefit to SACRO for their Mediation within Residential Units (MRU) initiative. This scheme provides vulnerable young people an opportunity to desist from becoming active in crime (GP);</li> <li>xiii. Increase the safety of, and reduce the number of, young people accommodated in residential units, residential school and foster care in Aberdeen who run away through the Young Runaways Service (GP).</li> </ul>
--	---	---

	<b>Scottish Government required action/commitment to support delivery of local outcome.</b>	
--	---	--

National Outcome	Local Context			
9. We live our lives safe from crime, disorder and danger.	<p>Alcohol and drugs are regarded as a major contributory factor to crime and antisocial behaviour in the City and tackling substance misuse is one of the City Council's top 3 priorities. Considerable resources have been put into managing the impact of alcohol related crime and violence in the city centre, as is the case in most major city and town centres across the country. Aberdeen has the 10<sup>th</sup> highest rates of non-sexual crimes of violence in the City – around where would be expected in terms of population size. Outcomes 5 and 6 are directly linked to this outcome.</p> <p>The 2006 Scottish Index of Multiple Deprivation new Crime Domain showed that Aberdeen had 59 datazones (out of a total of 267) which were in the most deprived 15% of datazones in Scotland.</p> <p>Recent statistics from RoSPA shows that Aberdeen city has the highest rate per 10,000 for under 5s, of injuries requiring emergency hospital admission due to preventable home accidents, and the 4<sup>th</sup> highest for over 65s.</p> <p>A Community Planning conference held in December 2007 identified the following strategic priority for the City which directly impacts on this National Outcome:-</p> <ul style="list-style-type: none"> <li>• Violence and Disorder - Reducing antisocial behaviour, violence, domestic abuse, racist incidents and drug/alcohol related.</li> </ul>			
Local Outcome	Relevant Indicators	Frequency / Type / Source	Baseline (2006/07)	Local Targets & Timescales
Reduce anti-social behaviour, violence, domestic abuse, racist incidents and drug / alcohol related incidents (Community Plan).	The percentage of adult residents stating they feel very safe or fairly safe when walking alone in the local neighbourhood after dark.	2 years / National Menu / Scottish Household Survey.	68% (2005/06)	Increase
	The percentage of respondents who feel very safe or safe walking alone in the neighbourhood after dark within regeneration areas.	2 years / Aberdeen City Council / Local Survey.	50.2%	70% over 5 years

		The incidences of vandalism, malicious damage or malicious mischief.	6 monthly / Grampian Police (NI).	5,180	5,108 (2007/08)
		Incidence of antisocial behaviour - breach of peace, urinating in public, drunk and incapable, underage drinking.	6 monthly / Grampian Police (NI).	10,553	10,463 (2007/08)
		The number of racist incidents.	Annual / Grampian Police (NI).	294	279 (2007/08)
		No. of persistent young offenders per 10,000 relevant population.	6 monthly / Reporter to the Childrens Panel / Youth Justice Strategy Group.	61	Reduce
		The number of violent crimes, including sexual crimes.	Annual / Grampian Police (NI).	540	496 (2007/08)
		Number of domestic abuse incidents per 100,000.	Annual / Grampian Police (NI).	900	Reduce
		The number of wilful fires.	Annual/ Local / GFRS.	1117	A year on year reduction
	Reduce the risks to health and wellbeing of our communities from injuries due to preventable accidents.	The number of persons killed or injured in road accidents.	Annual / NES JPSG CSF / Grampian Police (NI).	Fatal 6 Serious 67 Slight 400 (Provisional)	5 51 368 (2007/08)
		The number of accidental dwelling house fires.	Annual/ Local / GFRS.	388	A year on year reduction
		The number of fire related injuries.	Annual/ Local / GRFS.	76	A year on year reduction

		Rate per 100,000 of injuries due to preventable accidents requiring emergency hospital admission.	Annual / Local / RosPA stats.	<u>Under 5s</u> Home 1677 RTA 30 Other 824 Total 2531  <u>Over 65</u> Home 1316 RTA 99 Other 1066 Total 2481	To be set as part of development of local joint strategy
--	--	---	-------------------------------	--	--

	<p><b>Required Actions/commitment by local partners for these outcomes.</b></p>	<ul style="list-style-type: none"> <li>i. Facilitate joint working between the police, social services and schools to try and prevent young offenders becoming persistent offenders (VD&amp;FL);</li> <li>ii. Ensure the council continues to make appropriate and robust use of anti social behaviour measures (VD&amp;FL);</li> <li>iii. Continue joint working through the Community Safety Partnership to tackle crime, antisocial behaviour, domestic abuse, etc.;</li> <li>iv. Implementation of new local Alcohol Strategy;</li> <li>v. Develop joint working on accidental injury prevention, including the provision of robust local health data on injuries requiring health treatment, to allow measurement and targeting of effective interventions. Joint strategy to be developed in 2008/09;</li> <li>vi. Delivery of both the Local and Regional Transport Strategy commitments to Road, Walking and Cycling, Powered 2-wheelers, Improving Safety and Using Enforcement to improve road safety and travel security through education, engineering, enforcement and encouragement;</li> <li>vii. Engage with young people to reduce anti-social behaviour including malicious calls; (GF&amp;RS);</li> <li>viii. Aberdeen City Council, Grampian Police and Grampian Fire &amp; Rescue Service will continue to work closely with the aim of minimising road casualties;</li> <li>ix. Engage with the business community to minimise call outs and business disruption from automatic fire alarms; (GF&amp;RS);</li> <li>x. Continue to seek Anti-Social Behaviour Orders for anti-social tenants and those involved in anti-social driving. Where appropriate Grampian Police will augment this process by closure of premises or seizure of vehicles (GP);</li> <li>xi. Continue commitment from Grampian Police, Aberdeen City Council, Safer Aberdeen Partnership and Grampian Fire &amp; Rescue Service to tackle crime and anti-social behaviour within Aberdeen City Centre through 'Operation Oak'. Providing reassurance to the communities we serve and significantly improve the standard of behaviour deemed acceptable within the City which ultimately will have a positive impact on people living, working and visiting Aberdeen City Centre (GP);</li> <li>xii. Through the YJMU, continue commitment to reducing youth offending and promoting community safety through effective monitoring and targeted intervention. This enhances the work of the Aberdeen Youth Offender Review Group (YORG, (GP);</li> <li>xiii. Continue commitment to reducing youth related anti-social behaviour and underage drinking by utilising the services of 'test purchase officers' to address the issue of licensed premises persistently selling alcohol to under aged young people (GP).</li> </ul>
--	---	---

	<p><b>Scottish Government required action/commitment to support delivery of local outcome.</b></p>	<ul style="list-style-type: none"> <li>• Complete review of national antisocial behaviour strategy within reasonable timescale (provisionally October 2008).</li> <li>• Prioritise alcohol as key community safety priority, including tackling the culture of binge drinking/misuse of alcohol, providing sufficient resources for effective treatment/support, and resources to tackle the impact of alcohol misuse – policing, transport marshals, cleansing etc – including contributions by those benefiting from the sale of alcohol.</li> <li>• Produce national Alcohol Strategy (due Spring 2008).</li> <li>• Complete review of drugs strategy within reasonable timescale.</li> </ul>
--	--	--

<p><b>National Outcome</b></p> <p>10. We live in well-designed, sustainable places where we are able to access the amenities and services we need.</p>	<p><b>Local Context</b></p> <p>We are committed to delivering sustainable new communities around Aberdeen over the next 5 years and beyond. A concept which suggests we are custodians of or important green spaces and valued areas so that they can be enjoyed by future generations is at the heart of this. Whilst doing so, it is vital that we provide the framework to satisfy the needs of the current generation to ensure that Aberdeen continues to thrive as a City.</p> <p>The availability and quality of housing is, of course, central to this outcome. As with the whole of Scotland, the backdrop is of an increasingly polarised society, and a growing complexity of housing need and public expectation. Among our main corporate objectives are to:</p> <ul style="list-style-type: none"> <li>• Continue to assess, quantify and contribute to the delivery of the affordable housing requirements within the City; and</li> <li>• Work to achieve the delivery of the Scottish Housing Quality Standard for Council housing by 2015 and the Home Energy Conservation targets for all housing tenures.</li> </ul> <p>A Community Planning conference held in December 2007 identified the following strategic priorities for the City which directly impact on this National Outcome:-</p> <ul style="list-style-type: none"> <li>• City Centre Re-development.</li> <li>• Transport and Connections - improve sustainable travel options.</li> <li>• Affordable Housing - Increasing the levels of affordable housing in new housing developments.</li> <li>• Regeneration - Improving the quality of life in our most deprived areas.</li> </ul>			
<p><b>Local Outcome</b></p>	<p><b>Relevant Indicators</b></p>	<p><b>Frequency / Type / Source</b></p>	<p><b>Baseline (2006/07)</b></p>	<p><b>Local Targets &amp; Timescales</b></p>
<p>Neighbourhood Planning delivers quality of life improvements at a local level (Community Plan).</p>	<p>% of adult residents stating their neighbourhood as a 'very good' or 'fairly good' place to live.</p> <p>Relates to FSF outcome 11.</p>	<p>Annual / National Menu / Aberdeen City Council (Scottish Household Survey).</p>	<p>94% (2005/06)</p>	<p>Increase</p>
	<p>Proportion of public service buildings suitable and accessible to people with disabilities.</p>	<p>Annual / National Menu / Aberdeen City Council.</p>	<p>62%</p>	<p>Increase</p>

	Integrate employment, housing and community services within settlements (Structure / Local Plan).	Number of affordable housing units built.	Annual / National Menu / Aberdeen City Council.	Council = 0 RSL = 26	2,000 in total by 2011
	Enhance the total environment in social housing areas (VD&FL).	Proportion of housing stock in social rented sector meeting the Scottish Housing Quality Standard.	Annual / National Menu / Aberdeen City Council.	27%	48% by 2010
	<b>Required Actions/commitment by local partners for these outcomes.</b>	<ul style="list-style-type: none"> <li>i. Work with Registered Social Landlords to develop affordable housing including 2,000 new affordable houses (VD&amp;FL);</li> <li>ii. Accelerate the modernisation programme of Council homes and reach the Scottish Quality Standard by 2015, or earlier (VD&amp;FL);</li> <li>iii. Improve the rate of provision of adaptations (VD&amp;FL);</li> <li>iv. Provide better secured controlled access to multi-storey blocks (VD&amp;FL);</li> <li>v. Complete preparation of, and implement the Core Paths Plan;</li> <li>vi. Preparation (on a partnership basis) of Housing Need and Demand Assessment for the Aberdeen Housing Market Area (Aberdeenshire council);</li> <li>vii. Establish Strategic Housing Partnership;</li> <li>viii. Continue to invest in proper maintenance of roads, pavements and street lights (VD&amp;FL);</li> <li>ix. Delivery of both Local and Regional Transport Strategy commitments to Road, Bus, DRT, Walking and Cycling, Powered 2-wheelers, Rail, Sea, Air, Transport Interchange, Port, Freight, Travel Plans, Change Choice Through Incentives, Parking to increase accessibility and equality of opportunity by improved modal choices;</li> <li>x. Grampian Police are committed to 'Secured by Design' in new developments providing a Police Architectural Liaison Officer during the early development stage to advise on 'Crime Prevention Through Environmental Design' to achieve a safe secure working environment (GP).</li> </ul>			
	<b>Scottish Government required action/commitment to support delivery of local outcome.</b>				

National Outcome	Local Context				
<p>11. We have strong, resilient and supportive communities where people take responsibility for their own actions and how they affect others.</p>	<p><b>Aberdeen City's Community Plan</b> states that people in Aberdeen will:-</p> <ul style="list-style-type: none"> <li>- acknowledge, and act on, their shared responsibility to shape the City's future;</li> <li>- support and celebrate cultural diversity and share a commitment to social justice ...and the Strengthening Local Democracy Strategy:</li> <li>- Enable every citizen to be more active in his or her community regardless of their age, gender, sexual orientation, ethnic origin, where they live or disability to ensure everyone can contribute to 'active citizenship'.</li> </ul> <p>Community engagement structures have been established and are being further developed at Neighbourhood, City and Communities of Interest levels. Their effectiveness is supported by community capacity building work with geographical communities and communities of interest, carried out by Community Learning and Development and other development staff. An evaluation of the impact on the community of this work was carried out in June 2008, providing a qualitative baseline.</p> <p>The City has 37 Neighbourhoods of which 7 are considered to be priority regeneration areas. There are 21 out of a possible 31 community councils. A number of other representative community groups exist including Area Forums.</p> <p>A Community Planning conference held in December 2007 identified the following strategic priority for the City which directly impacts on this National Outcome:-</p> <ul style="list-style-type: none"> <li>• The continued development of Neighbourhood Planning to deliver quality of life improvements at the local level.</li> </ul> <p>The indicators which follow are new and we are, therefore, unable to produce a baseline data for 2006/07.</p>				
<b>Local Outcome</b>	<b>Relevant Indicators</b>	<b>Frequency / Type / Source</b>	<b>Baseline (2006/07)</b>	<b>Local Targets &amp; Timescales</b>	
<p>Every citizen is enabled to be more active in his or her community regardless of their age, gender, sexual orientation, ethnic origin, where they live or disability to ensure everyone can contribute to 'active citizenship' (Strengthening Local Democracy Strategy).</p>	<p>% aware of their Neighbourhood's Community Action Plan.</p>	<p>Annual / Citizens Panel / Aberdeen City Council.</p>	<p>43%</p>	<p>08 – 45% 09 – 50% 10 – 55%</p>	
	<p>% aware of being asked for their views.</p>	<p>Annual / Local / Citizens Panel.</p>	<p>41%</p>	<p>08 – 45% 09 – 50% 10 – 55%</p>	

		% who feel they can influence what happens in their neighbourhood.	Annual / Local / Citizens Panel.	n/a	10% by 2009 20% by 2010 40% by 2011 60% by 2012
	<b>Required Actions/commitment by local partners for these outcomes.</b>	<ul style="list-style-type: none"> <li>i. Build local community capacity through community development and CLD;</li> <li>ii. Full implementation of the local Framework for Neighbourhood Planning &amp; Service Delivery;</li> <li>iii. Delivery of both Local and Regional Transport Strategy commitments to DRT, Travel Plans, Active Travel to support services which promote social inclusion and encourage people to be aware of their travel choices and consider sustainable options;</li> <li>iv. Continue regular engagement between partners including Grampian Police Neighbourhood and Partnership Officers, Aberdeen City Council Neighbourhood Community Planning Officers, Community Council representatives and residents associations to actively encourage local people to raise their concerns so that they can be addressed (GP).</li> </ul>			
	<b>Scottish Government required action/commitment to support delivery of local outcome.</b>	<ul style="list-style-type: none"> <li>• Include Q ' % who feel they can influence what happens in their neighbourhood' in Scottish Household Survey.</li> </ul>			

National Outcome	Local Context			
12. We value and enjoy our built and natural environment and protect it and enhance it for future generations.	<p>We are renowned for our Award winning floral displays, outstanding parks and gardens and innovative approaches to Climate Change. Its environment is dominated by the North Sea and the Rivers Dee and Don. As a compact city of 71.22 square miles (184.46 km<sup>2</sup>). We are fortunate to have close access to greenspaces, woodland and the natural environment.</p> <p>A Community Planning conference held in December 2007 identified the following strategic priorities for the City which directly impact on this National Outcome:-</p> <ul style="list-style-type: none"> <li>• City Centre Re-development.</li> <li>• Transport and Connections - improve sustainable travel options.</li> <li>• Climate Change - Reducing Green House Gases.</li> <li>• Regeneration - Improving the quality of life in our most deprived areas.</li> </ul>			
Local Outcome	Relevant Indicators	Frequency / Type / Source	Baseline (2006/07)	Local Targets & Timescales
Aberdeen's natural and built environment is protected and the City play's its part in protecting our planet. (VD&FL).	% of new housing on brownfield sites.	Annually/ Local/ Aberdeen City and Aberdeenshire SEAs.	85%	40%
	% of housing on greenfields	Annually/ Local/ Aberdeen City and Aberdeenshire SEAs.	15%	tbc
	% increase of biodiversity in verges.	Annually/ Local/ North East LBAP.	No reporting to date	tbc
	The mean Greenspace Scotland quality score for Aberdeen	Annual / ACC	15	18
Aberdeen's unique granite heritage is protected (VD&FL).	Number of Listed Buildings at Risk.	<a href="http://www.buildingatrisk.org.uk/browsea.asp">www.buildingatrisk.org.uk/browsea.asp</a> Building at Risk register.	0.62%	Reduce

	<p><b>Required Actions/commitment by local partners for these outcomes.</b></p>	<ul style="list-style-type: none"> <li>i. Complete the process of adopting the new local plan at the earliest possible date (VD&amp;FL);</li> <li>ii. Adopt and implement policies which safeguard Aberdeen’s green belt and green wedges (VD&amp;FL);</li> <li>iii. Work with partners to improve standard of green space land;</li> <li>iv. Implement Heritage Strategy;</li> <li>v. Plant one tree for every citizen by 2011 (VD&amp;FL);</li> <li>vi. Improve environmental quality by continuing to support “Aberdeen in Bloom” (VD&amp;FL);</li> <li>vii. Delivery of both the Local and Regional Transport Strategy commitments to Walking and Cycling, Travel Plans, Active Travel, Using Enforcement, Rail, Bus, DRT and Parking to increase accessibility and encouragement of sustainable modes;</li> <li>viii. Only pedestrianise Union Street between Bridge Street and Market Street once suitable east-west road capacity has been identified and provided (VD&amp;FL);</li> <li>ix. Review the use of street furniture on Union Street with a view to maximising the usable pavement space available to pedestrians and will widen further stretches of pavement on Union Street where this is possible (VD&amp;FL);</li> <li>x. Identify additional areas in the City Centre for pedestrianisation (VD&amp;FL).</li> </ul>
	<p><b>Scottish Government required action/commitment to support delivery of local outcome.</b></p>	<p>Provision of funding and legislation for initiatives to encourage modal shift in travel.</p>

<p><b>National Outcome</b></p> <p>13. We take pride in a strong, fair and inclusive national identity.</p>	<p><b>Local Context</b></p> <p><b>Culture &amp; Sports</b>  Aberdeen has a strong cultural and sporting tradition which reflects both the diversity of the population and is supportive of national identity. This is evidenced through a history of international sporting achievement by locally based athletes. Support for performers, events, exhibitions and venues which enhance an understanding of the role and contribution of citizens, past and present, to the development of both Aberdeen and Scotland's profile is also a consistent theme. The City's future ambitions in this area are defined by a series of supported projects such as the Regional Sports Centre, a major cultural centre, the Aberdeen Community Stadium and a proposed national standard 50 metre pool.</p> <p>A Community Planning conference held in December 2007 identified the following strategic priority for the City which directly impacts on this National Outcome:-</p> <ul style="list-style-type: none"> <li>• Regeneration - Improving the quality of life in our most deprived areas.</li> </ul>				
	<p><b>Local Outcome</b></p>	<p><b>Relevant Indicators</b></p>	<p><b>Frequency / Type / Source</b></p>	<p><b>Baseline (2006/07)</b></p>	<p><b>Local Targets &amp; Timescales</b></p>
<p>Enhance the level of local representation at national and international sporting events.</p>	<p>Number of locally based participants selected for national representation events and/or national training programmes.</p>	<p>Annual/Local/Aberdeen City Council.</p>	<p>Audit of current level of supported athletes forms part of the draft Sport and Physical Activity Strategy For Aberdeen 2008-2015</p>	<p>Increase the number of individuals achieving the support of GIS/SIS/NGB 's by 20% by 2010</p>	

	Deliver an increased number of significant sporting events and national/international level venues in the City.	Number of fit for purpose facilities catering for training/competition at national level.	Annual/Local/Aberdeen City Council & partners.	4	Provide two additional facilities at this level by 2010
	To maintain and develop arts and heritage activities and venues which have a positive impact on the social, economic and cultural development of the City.	Museum services - the number of visits to/usages of council funded or part funded museums per 1,000 population.	Annual / National Menu / Aberdeen City Council & partners.	2082	To be assessed annually with a view to consistently achieving SPI national upper quartile status
		Number of projects supported by Aberdeen City Council through the Cultural/City Growth and Small Grants Schemes.	Annual/Local Menu/Aberdeen City Council.	63	Assessed annually
		Provision of English for speakers of other languages up to intermediate level	tbc	tbc	tbc
	<b>Required Actions/commitment by local partners for these outcomes.</b>	<ul style="list-style-type: none"> <li>i. Campaign for a state-of-the-art competition-standard 50m swimming pool for Aberdeen, with fair funding from the Scottish Executive (VD&amp;FL);</li> <li>ii. Complete the development of the Regional Sports Facility (VD&amp;FL);</li> <li>iii. Support arts venues to bring the best and most innovative performances to city (VD&amp;FL);</li> <li>iv. Continue to support the best city festivals (VD&amp;FL);</li> <li>v. Recognise the contribution of Sport, Culture and Arts to promoting the area as a tourist destination (VD&amp;FL);</li> <li>vi. Development of a renewed Cultural Strategy for 2009 onwards incorporating the strengthening of partnership working and provision;</li> <li>v. Celebrate the culture and heritage of Scottish Gypsies/Travellers (ACC and partners);</li> <li>vi. Deliver learning programmes to speakers of non-English.</li> </ul>			

	<b>Scottish Government required action/commitment to support delivery of local outcome.</b>	<ul style="list-style-type: none"><li>• Continued political and material support for enhancement of sports and cultural facility provision within Aberdeen (i.e. 50m pool/Cultural Centre).</li></ul>
--	---	---

<p><b>National Outcome</b></p> <p>14. We reduce the local and global environmental impact of our consumption and production.</p>	<p><b>Local Context</b></p> <p>Aberdeen is renowned for its Award winning floral displays, outstanding parks and gardens and innovative approaches to Climate Change. Its environment is dominated by the North Sea and the Rivers Dee and Don. Due to our remoteness we consume high levels of energy. The main areas of high consumption are transport, food, housing and energy. If everyone in the world lived like us we would need 3 planets. Progress has been made, however, and Home Energy Conservation Act targets for 2007 were well exceeded.</p> <p>Recycling rates have increased over recent years due to the Council's extensive and varied range of recycling arrangements including kerbside collection of recyclates and garden waste. Further actions have been committed to including collecting recyclates from tenement properties to achieve our ambitious target of 40% waste recycled by 2011. The trend for production of waste continues to rise and we are committed to action which will slow this rise to fit with the developing Scottish Government policy to achieve zero waste growth in 2010. As well as the environmental impacts of high waste production and landfill, the Council must minimise the cost increases from escalating landfill charges and penalties. Areas of waste collection and disposal are significantly above Grant Aided Expenditure and other areas of funding. In addition, spending on waste is set to increase markedly in the next three years as a result of legislative and policy decisions at European, UK and Scottish levels.</p> <p>We have the opportunity to increase natural biodiversity in the City. This improves the environmental quality and quality of life.</p> <p>A Community Planning conference held in December 2007 identified the following strategic priorities for the City which directly impact on this National Outcome:-</p> <ul style="list-style-type: none"> <li>• Transport and Connections - improve sustainable travel options.</li> <li>• Climate Change - Reducing Green House Gases.</li> </ul>				
	<p><b>Local Outcome</b></p>	<p><b>Relevant Indicators</b></p>	<p><b>Frequency / Type / Source</b></p>	<p><b>Baseline (2006/07)</b></p>	<p><b>Local Targets &amp; Timescales</b></p>
	<p>The impact of council activities on the environment is minimised, including a target of being carbon neutral overall by 2020 and a commitment that all new council developments will be carbon neutral. (VD&amp;FL).</p>	<p>Council area's ecological footprint.</p>	<p>Annual / National Menu / Aberdeen City Council.</p>	<p>5.8 global hectares per person</p>	<p>5.0 by 2020</p>
		<p>Council area's carbon footprint.</p>	<p>Annual / National Menu / Aberdeen City Council.</p>	<p>12 tonnes per person</p>	<p>Reduce by 40% by 2012</p>

		Improve Council Stock National Home Energy rating.	Annual/ National/ Aberdeen City Council.	<b>7.08</b>	To be developed - methodology to be affected by implementation of Energy Performance Certificates
		Tonnage of municipal waste collected.	6 monthly / National Menu / Aberdeen City Council.	<b>141,296</b>	<u>2007/08</u> 145,535 (3% Growth) <u>2008/09</u> 148,446 (2% Growth) <u>2009/10</u> 149,930 (1% Growth) <u>2010/11</u> 149,930
		Tonnage of biodegradable municipal waste landfilled.	6 monthly / National Menu / Aberdeen City Council.	69,907	53,004 by 2009/10
		Proportion of municipal waste recycled.	6 monthly / National Menu / Aberdeen City Council.	21.5%	40% by 2011
	Minimise the environmental impact of transport on our community and the wider world (Local Transport Strategy).	Frequency of public transport usage.	Biennial/National Menu/ Aberdeen City Council/Transport Across Scotland and Scottish Household Survey.	Usage in previous month – 59%	Increase – actual figure to be confirmed

		Frequency of private car usage.	Biennial/National Menu/ Aberdeen City Council/Transport Across Scotland and Scottish Household Survey.	Usage in previous month – 91.1%	Reduce – actual figure to be confirmed
	<b>Required Actions/commitment by local partners for these outcomes.</b>	<ul style="list-style-type: none"> <li>i. Implement Waste Strategy, including a target of 40% of household waste being recycled by 2011 (VD&amp;FL);</li> <li>ii. Support the use of small scale renewables and make appropriate use of small scale renewables in all new council developments (VD&amp;FL);</li> <li>iii. Support the use of innovative methods of treating wastewater, including reed beds, and make appropriate use of such treatment methods in new council developments (VD&amp;FL);</li> <li>iv. Introduce at an early date the collection of recyclables from tenements, extend the network of 'bring' sites', extend the range of material which are collected for recycling and improve recycling services for small business (VD&amp;FL);</li> <li>v. Promote reduction waste amongst private sector organisations;</li> <li>vi. Review and implement the Council's Travel Plan;</li> <li>vii. Delivery of both the Local and Regional Transport Strategy commitments to Bus, Walking and Cycling, Active Travel, Enforcement, Rail, DRT, Transport Interchange, Powered 2-wheelers and Travel Plans to reduce the need for travel, developing sustainable travel solutions and supporting emission reductions.</li> </ul>			
	<b>Scottish Government required action/commitment to support delivery of local outcome.</b>	<ul style="list-style-type: none"> <li>• Support national legislation on packaging reduction and increased producer responsibility.</li> <li>• Support for more local waste processing through social enterprise or with start up costs for new regional processing centres.</li> <li>• Scottish Government to advise on future of HECA.</li> <li>• Targets for carbon emission reduction in the domestic sector.</li> <li>• Target for tackling fuel poverty.</li> <li>• Business rates for district heating schemes eliminated.</li> <li>• Provision of funding and legislation for initiatives to encourage modal shift in travel.</li> </ul>			

<p><b>National Outcome</b></p> <p>15. Our public services are high quality, continually improving, efficient and responsive to local people's needs.</p>	<p><b>Local Context</b></p> <p>Council restructuring recently completed to rationalise management structures and to create decentralised and integrated Neighbourhood services.  Current work includes: extending network of Customer Access Points; developing personalised and wrap around services; a range of transformation projects to radically improve outcomes for key client groups.  A Framework for Neighbourhood Planning &amp; Service Delivery is now embedding an annual planning cycle that requires community planning partners to address community priorities at a very local level. This creates an ongoing dialogue between communities and service providers and greater influence for representative community groups.</p>				
	<p><b>Local Outcome</b></p>	<p><b>Relevant Indicators</b></p>	<p><b>Frequency / Type / Source</b></p>	<p><b>Baseline (2006/07)</b></p>	<p><b>Local Targets &amp; Timescales</b></p>
	<p>To be widely recognised as a leading council in Northern Europe by 2010 (ACC Vision).</p>	<p>Value of efficiencies in Annual Efficiency Statement.</p>	<p>Annual / New / Aberdeen City Council.</p>	<p>£6,386,787</p>	<p>1% of revenue spend annually</p>
	<p>Continue to develop neighbourhood planning to deliver quality of life improvements at the local level (Community Plan).</p>	<p>Proportion of Statutory Performance Indicators in upper quartile.</p>	<p>Annual / Local / Aberdeen City Council.</p>	<p>16%</p>	<p>50% by 2010</p>
		<p>Percentage of national electronic service delivery priorities implemented.</p>	<p>Annual / Local / Aberdeen City Council.</p>	<p>2007/08  Stage 1  100%  Stage 2  33%  Stage 3  20%  Stage 4  7%</p>	<p>2008/09  Stage 1  100%  Stage 2  75%  Stage 3  30%  Stage 4  11%</p>
	<p>Percentage of schedule actions completed from Neighbourhood Community Action Plans.</p>	<p>Annual / Local / Aberdeen City Council.</p>	<p>To be collected for the first time in 2008/09</p>	<p>90% annually</p>	

		Satisfaction with Neighbourhood Community Planning process.	Annual / Local / Aberdeen City Council.	tbc	Targets to be determined when baseline available
	<p><b>Required Actions/commitment by local partners for these outcomes.</b></p>	<ul style="list-style-type: none"> <li>i. Modernise service delivery and ensure there is appropriate investment in staff training, equipment and accommodation to deliver this (VD&amp;FL);</li> <li>ii. Implement action plans to secure upper quartile rankings for SPIs;</li> <li>iii. Further develop data capture of all efficiencies;</li> <li>iv. Work in partnership with other public bodies to deliver maximum efficiencies (VD&amp;FL);</li> <li>v. Implement Electronic Service Delivery Action Plan;</li> <li>vi. Establish annual survey's of satisfaction;</li> <li>vii. Implement all agreed Neighbourhood Community Actions;</li> <li>viii. All partners to pursue shared service where this is Best Value;</li> <li>ix. Develop Customer satisfaction measures (Aberdeen City Council);</li> <li>x. Delivery of both the Local and Regional Transport Strategy commitments to Safety, Changing Choices through Incentives, Partnerships and Using Enforcement to work with partners to achieve high quality efficient and responsive public services;</li> <li>xi. Gather and publish statistics disaggregated for equalities groups;</li> <li>xii. Partners to continue commitment to building and vehicle efficiency savings and support the concept of co-location between partner agencies (GP);</li> <li>xiii. Grampian Police are committed to providing resources working with partner agencies to enhance the National Intelligence Model/Tasking &amp; Co-ordinating Group process through joint agency cluster meetings and the production of strategic assessments (GP).</li> </ul>			
	<p><b>Scottish Government required action/commitment to support delivery of local outcome.</b></p>				

## **GLOSSARY**

ACC	Aberdeen City Council
GP	Grampian Police
SE	Scottish Enterprise
NHS	National Health Service
GRFS	Grampian Fire and Rescue Service
NESTRANS	NE Regional Transport Authority - The Transport Partnership for Aberdeen City and Shire